

Canlife BlackRock Emerging Markets

April 2026

For more information please see the Understanding fund factsheets guide available on our website

Fund facts

Fund type

Pension Series 4 acc. units

Launch date

04 August 1993

Ongoing Charges Figure (OCF)¹

0.89%

ABI sector

Global Emerging Markets Equities

Volatility group²

4

Currency

Sterling

SEDOL

0027065

ISIN

GB0000270651

MEX code

ALEMKP

Citi code

AG64

Underlying fund

BlackRock Emerging Markets

Fund size (underlying fund)

£228.91m

Fund manager (underlying fund)

Gordon Fraser, Kevin Jia, Emily Fletcher

¹

The OCF is the charge made by the fund manager for running the fund and is accounted for within the unit price. The OCF does not include any product charges, please refer to your product details for more information.

²

Volatility groups run from 1 (least volatile) to 4 (most volatile) for the funds available from Canada Life and are generally reviewed once a year; we do not notify policyholders or advisers of any changes. For more information please see our guide to understanding volatility, available on our website.

Fund objective

The Fund aims to provide a return on your investment (generated through an increase in the value of the assets held by the Fund) over the long term (5 or more consecutive years beginning at the point of investment). The Fund invests at least 70% of its total assets in the equity securities (e.g. shares) of companies incorporated or listed on a stock exchange in emerging market countries. The Fund may indirectly invest in emerging markets by investing in American Depository Receipts (ADRs) and Global Depository Receipts (GDRs), which are listed or traded on stock exchanges and regulated markets outside emerging markets. ADRs and GDRs are investments issued by financial institutions which give exposure to underlying equity securities.

The fund objective has been provided by the underlying fund manager via FE

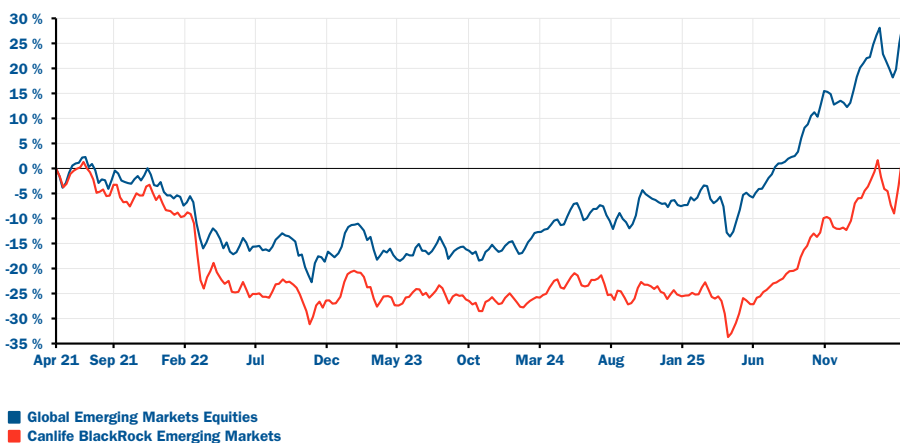
Past performance to 30 April 2026

	3 months	1 year	3 years	5 years	10 years
Fund growth%	9.5	51.3	44.2	5.1	138.7
Sector index	5.7	43.4	57.7	29.3	132.5
Quartile	1	2	4	4	3
Annualised compound growth	-	51.3	13.0	1.0	9.1

Year on year performance

	31/03/2025 - 31/03/2026	31/03/2024 - 31/03/2025	31/03/2023 - 31/03/2024	31/03/2022 - 31/03/2023	31/03/2021 - 31/03/2022
Fund growth%	25.0	-6.7	1.8	-7.1	-17.7

Performance against ABI sector



30/04/2021 - 30/04/2026 Powered by data from FE

Please note that past performance is not a guide for the future and that the value of units can fall as well as rise. Currency fluctuations and other factors can also affect performance.

Fund performance data is on a bid to bid basis with income reinvested. Fund data is provided by FE.

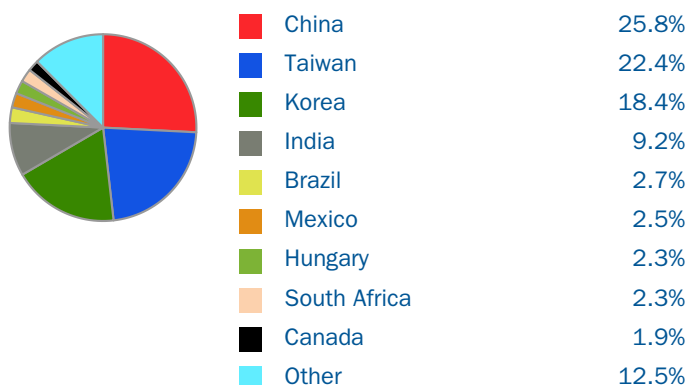
Canlife BlackRock Emerging Markets

April 2026

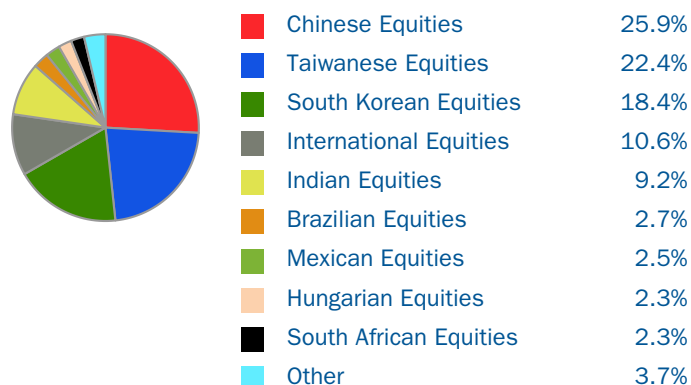
For more information please see the Understanding fund factsheets guide available on our website

Fund holdings

Regional split (as at 30/04/2026)



Asset allocation (as at 30/04/2026)



Top five weightings (as at 30/04/2026)

Information Technology
Industrials
Financials
Materials
Consumer Discretionary

35.2%	TAIWAN SEMICONDUCTOR CO	9.6%
17.7%	SAMSUNG ELECTRONICS CO., LTD	5.5%
17.6%	TENCENT HOLDINGS LIMITED	4.9%
7.3%	SK HYNIX INC.	4.8%
6.9%	SK SQUARE CO LTD	3.9%
	ELITE MATERIAL CO. LTD.	3.4%
	SANY HEAVY INDUSTRY CO., LTD.	3.1%
	CONTEMPORARY AMPEREX TECHNOLOGY CO., LIMITED	3.0%
	ZIJIN MINING GROUP CO. LTD.	3.0%
	WIWYNN CORPORATION	2.6%

Top holdings (as at 30/04/2026)

Warnings

This Canada Life fund invests in an underlying fund. The investment objectives of the Canada Life fund are consistent with those of the underlying fund, however the investment return may differ due to any difference in charges and tax deductions between the two funds. More information on the underlying fund can be found by visiting the investment manager's own website.

Some funds operate a securities lending process under which assets held by the fund may be lent to another regulated financial institution. Securities lending is quite common and allows a fund to generate additional income from the fees it charges borrowers. There are controls to reduce the risk of any loss to the fund should the borrower become unable to return the assets. These can include obtaining high quality assets as security from the borrower and employing market agents to administer the programme and cover any losses. Canada Life closely monitors the institutions we lend to and the agents we work with. Managers of external funds are responsible for their own controls to ensure that the risks are appropriately managed.