

LF CANLIFE PORTFOLIO VI FUND

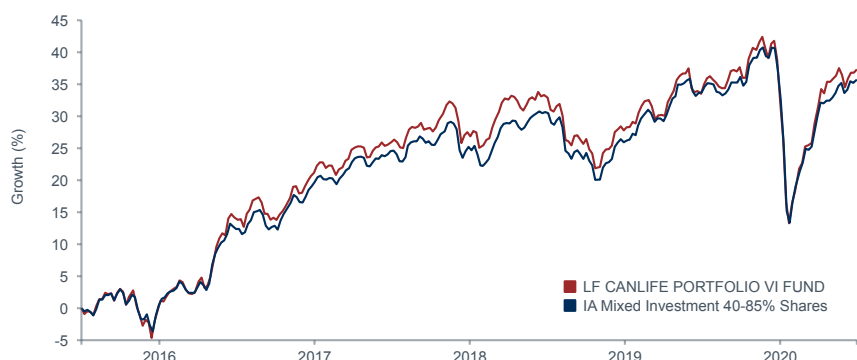


ABOUT THE FUND

The fund aims to achieve long-term capital growth whilst seeking to remain within a defined risk band. The fund aligns its asset allocation with Dynamic Planner's risk profile 6. This diversified fund of funds invests in UK and international equities, fixed interest securities and UK commercial property. The fund implements the asset allocation by investing primarily in funds from Canada Life Investments' in-house fund range.

FUND PERFORMANCE

5 year performance



CUMULATIVE PERFORMANCE TO 31/08/20 (%)

	3 months	1 year	3 years	5 years
Fund	4.5	2.1	8.5	37.3
Sector index	4.4	1.7	10.0	37.1
Quartile	2	2	3	3

DISCRETE YEAR PERFORMANCE TO 30/06/20 (%)


30/06/19-30/06/20	30/06/18-30/06/19	30/06/17-30/06/18	30/06/16-30/06/17	30/06/15-30/06/16
0.8	1.7	6.9	16.9	0.5

UNIT CLASS INFORMATION


Unit class	ISIN	Sedol	Ongoing Charge Figure (OCF)	Annual Management Charge (AMC)	Minimum initial investment*	Minimum top up*
C Acc	GB00B9BQBN99	B9BQBN9	0.79 %	0.45 %	£100,000	£100

*Minimum investments only apply when investing directly with Canada Life Investments

FUND MANAGERS

 **DAVID MARCHANT**
CIO and Fund Manager

David oversees all investment functions including fixed income, equities, real estate, commercial mortgages as well as marketing and distribution. He joined Canada Life Investments in November 2010 as Head of Securities, bringing more than 25 years' investment experience in both bonds and equities.

 **CRAIG RIPPE**
Head of Multi-Asset

Craig joined Canada Life Investments in March 2004. He became Head of UK Equities in March 2010 and was most recently appointed Head of Multi-Asset in May 2018. He previously managed income funds at Govett Investment Management Limited and prior to that worked at Deloitte Touche. Craig has a BSc in Mathematics from Warwick University. He is a Chartered Accountant and a CFA charterholder.

FUND FACTS

Launch date	28/11/13
Fund size	£86.4m
Number of holdings	15 Funds
Legal structure	OEIC
Dealing frequency	Daily (Midday)
Ex-dividend date	16th Oct and 16th Apr
Distribution date	15th Dec and 15th Jun
Base currency	Sterling
Domicile	UK
Sector	IA Mixed Investment 40-85% Shares
Benchmark	IA Mixed Investment 40%-85% Shares
Authorised Corporate Director	Link Fund Solutions Ltd, authorised and regulated by the FCA

FUND STATISTICS

	3 years
Standard Deviation	10.88
Sharpe Ratio	0.04
Alpha	-0.12
Beta	0.99
Tracking Error	1.73
Information Ratio	-0.09

Statistical calculations are annualised and based on last 36 months total return performance against the sector index.

An investment should not be contemplated until the risks of investment and tax implications have been considered fully. Past performance is not a guide to future performance. The value of investments may fall as well as rise and investors may not get back the amount invested. Income from investments may fluctuate. Currency fluctuations can also affect the performance.

1 The Morningstar Rating is an assessment of a fund's past performance - based on both return and risk - which shows how similar investments compare with their competitors. A high rating alone is insufficient basis for an investment decision. This fund received its Morningstar Rating as at 31/08/2020.

All data expressed as at 31/08/2020 unless otherwise stated. Source of performance: FE, bid to bid with net income reinvested, share class = C Acc.

ASSET ALLOCATION	
International Equity	52.5%
UK Equity	23.2%
Fixed Income	15.4%
UK Property	4.9%
Cash	4.0%
TOTAL	100.0%

TOP 10 HOLDINGS	
LF Canlife North American Fund	19.5%
LF Canlife UK Equity Income Fund	15.9%
iShares Emerging Markets Equity Index Fund	9.7%
LF Canlife Asia Pacific Fund	8.2%
LF Canlife UK Equity Fund	7.3%
iShares Japan Equity Index Fund	6.9%
LF Canlife Corporate Bond Fund	6.3%
iShares Continental Euro Equity Index Fund	6.0%
LF Canlife UK Property ACS	4.2%
Other	16.0%

Risk warnings

Property Fund Investment Risk: The fund may invest in property funds that may be illiquid and subject to wide price spreads, both of which can impact the value of the fund. The value of the property is based on the opinion of a valuer and is therefore subjective.

Emerging Markets Risk: Emerging markets may be less liquid, more volatile and subject to less oversight. There is a greater risk that other parties may default, causing loss to the fund.

Currency Risk: As the fund invests indirectly in overseas securities, exchange rate movements may, when not hedged, cause the value of your investment to increase or decrease.

Non-UCITS Retail Scheme (NURS): The fund can be less diversified than UCITS schemes as it has higher investment limits for certain types of assets. It can also invest in assets which are not available to UCITS schemes. This can increase the potential rewards but can also increase risk.

For full details of the fund's risks, please see the latest prospectus and the Key Investor Information Document (KIID).

Other share classes are available.

No guarantee, warranty or representation (express or implied) is given as to the document's accuracy or completeness.

This document is issued for information only by Canada Life Investments. This document is intended to be used as a sales aid and does not constitute a direct offer to anyone, or a solicitation by anyone, to subscribe for shares or buy units in fund(s). Subscription for shares and buying units in the fund(s) must only be made on the basis of the latest Prospectus and the Key Investor Information Document (KIID) available at www.canadalifeinvestments.com.

Copyright © 2016 Morningstar UK Limited. All Rights Reserved. The information contained herein: (1) is proprietary to Morningstar and/or its content providers; (2) may not be copied or distributed; and (3) is not warranted to be accurate, complete or timely. Neither Morningstar nor its content providers are responsible for any damages or losses arising from any use of this information. Past performance is no guarantee of future results.