


# LF CANLIFE UK EQUITY FUND



## ABOUT THE FUND

The fund seeks to achieve long-term capital appreciation primarily from investment in UK equities. The fund is a focused selection of small to large sized UK companies. Stocks are chosen through a bottom-up analysis of the companies complemented by a top-down macroeconomic view.

## FUND PERFORMANCE

5 year performance



## CUMULATIVE PERFORMANCE TO 30/11/18 (%)

	3 months	1 year	3 years	5 years
Fund	-10.7	-4.2	2.4	12.5
Sector index	-8.4	-3.8	17.9	26.1
Quartile	4	3	4	4

## DISCRETE YEAR PERFORMANCE TO 30/09/18 (%)

30/09/17-30/09/18	30/09/16-30/09/17	30/09/15-30/09/16	30/09/14-30/09/15	30/09/13-30/09/14
6.0	8.7	3.1	3.8	N/A

## SHARE CLASS INFORMATION

Share class	ISIN	Sedol	Ongoing Charge Figure (OCF)	Annual Management Charge (AMC)	Minimum initial investment*	Minimum top up*
B Acc	GB00B9J7Y574	B9J7Y57	1.05 %	1.00 %	£500	£100
B Inc	GB00BCZNXW07	BCZNXW0	1.05 %	1.00 %	£500	£100
C Acc	GB00B9J7KW65	B9J7KW6	0.80 %	0.75 %	£100,000	£100
C Inc	GB00BCZNX14	BCZNX14	0.80 %	0.75 %	£100,000	£100

\*Minimum investments only apply when investing directly with Canada Life Investments

An investment should not be contemplated until the risks of investment and tax implications have been considered fully. Past performance is not a guide to future performance. The value of investments may fall as well as rise and investors may not get back the amount invested. Income from investments may fluctuate.

1 The Morningstar Rating is an assessment of a fund's past performance – based on both return and risk – which shows how similar investments compare with their competitors. A high rating alone is insufficient basis for an investment decision. This fund received its Morningstar Rating as at 30/11/2018.

All data expressed as at 30/11/2018 unless otherwise stated. Source of performance: FE, bid to bid with net income reinvested, share class = C Acc.

## FUND MANAGER

 **NIGEL KENNETT**  
Senior Fund Manager, UK Equities

Nigel joined Canada Life Investments in September 2013 as a Senior Fund Manager. He was previously at Nomura International where he managed an equity long/short strategy. Prior to that, he worked at Gartmore Investment Management for over 10 years and managed an equity long/short fund.

## FUND FACTS











Launch date	21/10/13
Fund size	£437.3m
Number of holdings	63
Legal structure	OEIC
Dealing frequency	Daily (Midday)
Ex-dividend date	16th Feb and 16th Aug
Distribution date	15th Apr and 15th Oct
Base currency	Sterling
Domicile	UK
Sector	IA UK All Companies
Benchmark	FTSE AllSh
Authorised Corporate Director	Link Fund Solutions Ltd, authorised and regulated by the FCA
Yield	Historic: 2.46%

## FUND STATISTICS

	3 years
Standard Deviation	11.37
Sharpe Ratio	0.00
Alpha	-4.78
Beta	1.10
Tracking Error	4.84

Statistical calculations are annualised and based on last 36 months total return performance against the sector index.

**SECTOR  
BREAKDOWN**

Cyclical Services	23.8%	
Financials	22.1%	
Resources	19%	
Non Cyclical Consumer Goods	17.5%	
Utilities	4.4%	
Basic Industries	3.5%	
General Industrials	3.5%	
Cyclical Consumer Goods	2.6%	
Information Technology	2.3%	
Other	1.3%	

**TOP 10  
HOLDINGS**

Royal Dutch Shell B	5.7%
BP	5.6%
Imperial Brands	3.5%
Lloyds Banking Group	3.5%
Barclays Plc	3.1%
HSBC Holdings	3.1%
BHP Group Plc	3.0%
Glaxosmithkline	2.9%
Prudential	2.7%
Relx	2.7%

**Risk warnings**

Liquidity Risk: Smaller companies' securities are often traded less frequently than those of larger companies which means they may be more difficult to buy and sell. Their prices may also be subject to short term swings.

For full details of the fund's risks, please see the latest prospectus and the Key Investor Information Document (KIID).

FTSE International Limited ("FTSE") © FTSE 2015. "FTSE®" is a trademark of the London Stock Exchange Group companies and is used by FTSE International Limited under licence. All rights in the FTSE indices and / or FTSE ratings vest in FTSE and/or its licensors. Neither FTSE nor its licensors accept any liability for any errors or omissions in the FTSE indices and / or FTSE ratings or underlying data. No further distribution of FTSE Data is permitted without FTSE's express written consent.

No guarantee, warranty or representation (express or implied) is given as to the document's accuracy or completeness.

This document is issued for information only by Canada Life Investments. This document is intended to be used as a sales aid and does not constitute a direct offer to anyone, or a solicitation by anyone, to subscribe for shares or buy units in fund(s). Subscription for shares and buying units in the fund(s) must only be made on the basis of the latest Prospectus and the Key Investor Information Document (KIID) available at [www.canadalifeinvestments.com](http://www.canadalifeinvestments.com).

ID 5978 Expiry June 2016

Copyright © 2016 Morningstar UK Limited. All Rights Reserved. The information contained herein: (1) is proprietary to Morningstar and/or its content providers; (2) may not be copied or distributed; and (3) is not warranted to be accurate, complete or timely. Neither Morningstar nor its content providers are responsible for any damages or losses arising from any use of this information. Past performance is no guarantee of future results.