

Fund Factsheet

Aviva Irl Irish Equity Fund



Introduction

This actively managed fund aims to generate long-term capital growth by investing in a focused portfolio of approximately 50 Irish companies.

Key Features

- Bottom-up research is used to select companies from the industry sectors or themes that offer the best long-term growth potential. Regular company meetings are a key competitive advantage. They help the Fund Manager thoroughly understand the future potential of each company the fund invests in.

Fund Facts

Launch Date: February 1989

Risk Profile				
1	2	3	4	5
Low		Medium		High

Fund Manager Profile

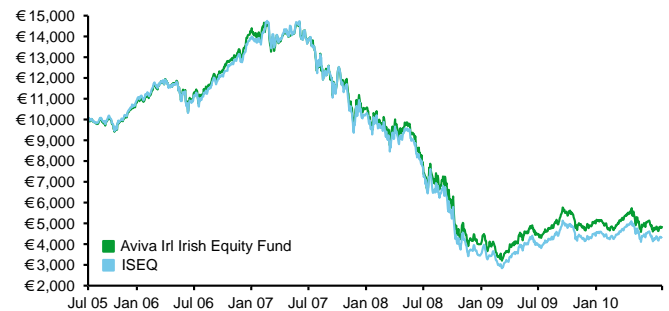


Aviva Investors is a global asset management business dedicated to building and providing clients with focused investment solutions. They are wholly owned by Aviva plc, the world's fifth largest insurance group. Aviva Investors manage over €245 billion in assets worldwide.

Top Holdings 31 July 2010

1. CRH	28.3%
2. Ryanair	13.2%
3. Kerry Group	9.0%
4. Bank of Ireland	6.6%
5. Arysza	5.8%
Total	62.9%

Growth of €10,000 to 31 July 2010



Performance as at 31 July 2010

Annualised return

	1 Month	YTD	1 Year	3 Years pa	5 Years pa	10 Years pa
Fund Gross	3.0%	-2.6%	4.9%	-27.5%	-13.6%	n/a
Fund Pension	3.0%	-2.5%	5.1%	-27.3%	-13.4%	-1.9%
PRSA	3.0%	-2.6%	4.9%	-27.5%	-13.6%	n/a
Benchmark	1.0%	-2.5%	3.7%	-30.3%	-15.6%	-5.3%

Calendar year return

	2009	2008	2007	2006	2005
Fund Gross	24.7%	-62.2%	-26.1%	31.1%	20.1%
Fund Pension	24.9%	-62.0%	-25.9%	31.4%	20.4%
PRSA	24.7%	-62.2%	-26.1%	31.1%	20.1%
Benchmark	26.6%	-66.1%	-26.2%	27.4%	19.0%

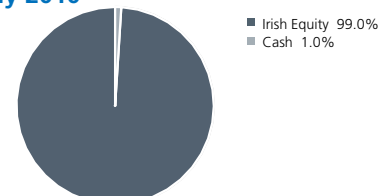
Cumulative return

	1 Month	YTD	1 Year	3 Years	5 Years	10 Years
Fund Gross	3.0%	-2.6%	4.9%	-61.8%	-52.0%	n/a
Fund Pension	3.0%	-2.5%	5.1%	-61.5%	-51.3%	-17.3%
PRSA	3.0%	-2.6%	4.9%	-61.8%	-52.0%	n/a
Benchmark	1.0%	-2.5%	3.7%	-66.1%	-57.1%	-41.9%

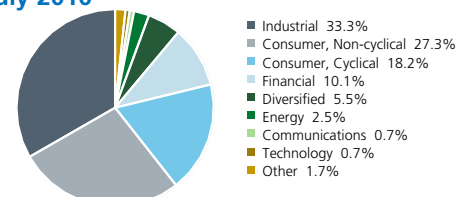
Source: Financial Express.

The performance figures shown are based on a bid to bid basis.

Asset Mix 31 July 2010



Sector Mix 31 July 2010



This factsheet should be read in conjunction with the appropriate product brochure which gives full details of all charges applicable

WARNING: PAST PERFORMANCE IS NOT A RELIABLE GUIDE TO FUTURE PERFORMANCE. WARNING: THE VALUE OF YOUR INVESTMENT MAY GO DOWN AS WELL AS UP. WARNING: THE INCOME YOU GET FROM THIS INVESTMENT MAY GO DOWN AS WELL AS UP. WARNING: THESE FUNDS MAY BE AFFECTED BY CHANGES IN CURRENCY EXCHANGE RATES. WARNING: WITHDRAWALS AND SWITCHES FROM FUNDS INVESTING DIRECTLY OR INDIRECTLY IN PROPERTY MAY BE DELAYED FOR UP TO 6 MONTHS. WARNING: WITHDRAWALS AND SWITCHES FROM ALL OTHER FUNDS MAY BE DEFERRED FOR UP TO 3 MONTHS.