

Introduction

The actively managed fund is based on the available spectrum of long-dated eurozone inflation-linked bonds. The benchmark index is the Barclays Eurozone government EMU HICP linked Index, which tracks all index linked government bonds in the EMU. All of the bonds carry a real return linked to inflation rates in the eurozone.

Key Features

- Long-term returns of the fund are protected against inflation.
- Unique access to eurozone Index Linked market through a Pooled Fund.

Fund Facts

Launch Date: April 2009

Risk Profile				
1	2	3	4	5
Low		Medium		High

Fund Manager Profile

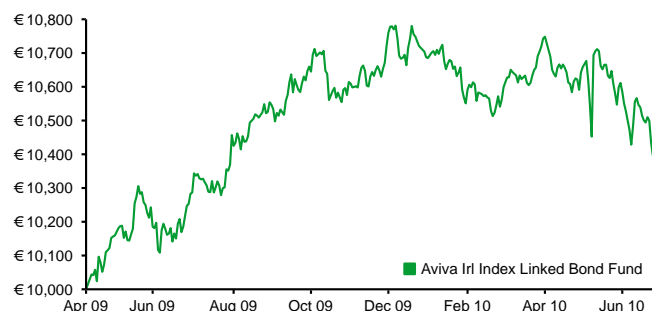


Our bond funds are managed by Aviva Investors, a global asset management company with €245 billion in assets under management (31 Dec 2008). Their Irish based Bond team has been managing bond funds for over 20 years through a variety of market conditions.

Top Holdings 30 June 2010

1. France (Govt Of) 3% Index-linked 25/07/2012	9.4%
2. Italy (BPTS) 0.95% 15/09/2010	8.6%
3. Housing Finance Agency 4% Index-linked 03/04/2015	8.5%
4. Italy (BPTS) 2.35% Index-linked 15/09/2035	8.4%
5. France (Govt of) IL 3.15% 25/07/2032	7.2%
6. Germany (Rep Of) 1.5% Index-linked 15/04/2016	6.9%
7. France (Govt Of) 1.6% Index-linked 07/2015	6.8%
8. Italy (BPTS) 2.6% 15/09/2023	6.7%
9. Italy (BPTS) 2.1% Index-linked BDS 15	4.7%
10. Italy (Rep Of) 2.15% Index-linked 15/09/2014	4.6%
Total	71.8%

Growth of €10,000 to 30 June 2010



Performance as at 30 June 2010

Annualised return

	1 Month	YTD	1 Year	3 Years pa	5 Years pa	10 Years pa
Fund Gross	-1.9%	-2.4%	1.4%	n/a	n/a	n/a
Fund Pension	-1.9%	-2.6%	1.3%	n/a	n/a	n/a

Calendar year return

	2009	2008	2007	2006	2005
Fund Gross	n/a	n/a	n/a	n/a	n/a
Fund Pension	n/a	n/a	n/a	n/a	n/a

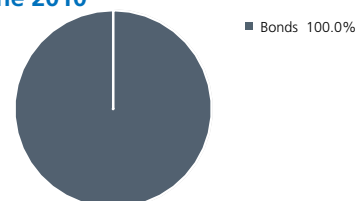
Cumulative return

	1 Month	YTD	1 Year	3 Years	5 Years	10 Years
Fund Gross	-1.9%	-2.4%	1.4%	n/a	n/a	n/a
Fund Pension	-1.9%	-2.6%	1.3%	n/a	n/a	n/a

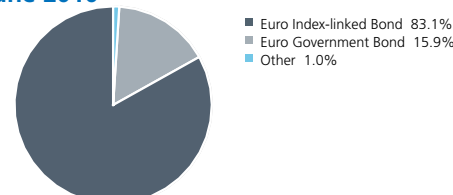
Source: Financial Express.

The performance figures shown are based on a bid to bid basis.

Asset Mix 30 June 2010



Sector Mix 30 June 2010



This factsheet should be read in conjunction with the appropriate product brochure which gives full details of all charges applicable

WARNING: PAST PERFORMANCE IS NOT A RELIABLE GUIDE TO FUTURE PERFORMANCE. WARNING: THE VALUE OF YOUR INVESTMENT MAY GO DOWN AS WELL AS UP. WARNING: THE INCOME YOU GET FROM THIS INVESTMENT MAY GO DOWN AS WELL AS UP. WARNING: THESE FUNDS MAY BE AFFECTED BY CHANGES IN CURRENCY EXCHANGE RATES. WARNING: WITHDRAWALS AND SWITCHES FROM FUNDS INVESTING DIRECTLY OR INDIRECTLY IN PROPERTY MAY BE DELAYED FOR UP TO 6 MONTHS. WARNING: WITHDRAWALS AND SWITCHES FROM ALL OTHER FUNDS MAY BE DEFERRED FOR UP TO 3 MONTHS.