

Introduction

This actively managed Pacific Basin Equity Fund aims to generate long-term capital growth via investing in a selection of shares quoted on the major indices in the region excluding Japan.

Key Features

- A top down process is used which favours stable and expanding countries and sectors with the strongest growth potential.
- A bottom-up stock selection approach is used to identify the most attractive companies from the favoured sectors and countries.

Fund Facts

Launch Date: January 1998

Risk Profile				
1	2	3	4	5
Low		Medium		High

Fund Manager Profile



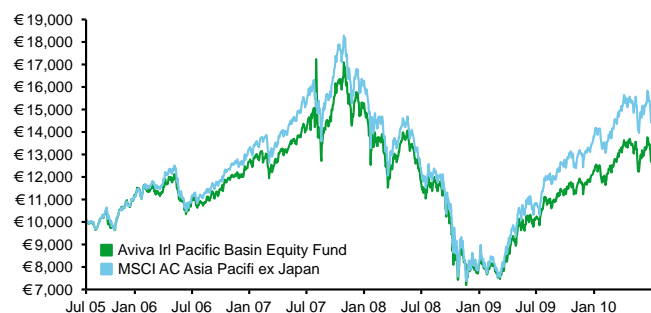
Aviva Investors is a global asset management business dedicated to building and providing clients with focused investment solutions. They are wholly owned by Aviva plc, the world's fifth largest insurance group. Aviva Investors manage over €245 billion in assets worldwide.

Top Holdings 31 July 2010

1. BOC Hong Kong	4.8%
2. BHP Billiton	4.2%
3. Bank Rakyat Indonesia	3.8%
4. CNOOC Ltd	3.7%
5. Taiwan Semiconductor	3.4%
6. Hyundai Mipo Dockyard	3.3%
7. JB Hi-Fi Ltd	3.2%
8. ANZ National Bank	2.9%
9. Commonwealth Bank of Australia	2.8%
10. Westpac	2.8%
Total	34.9%

This factsheet should be read in conjunction with the appropriate product brochure which gives full details of all charges applicable

Growth of €10,000 to 31 July 2010



Performance as at 31 July 2010

Annualised return

	1 Month	YTD	1 Year	3 Years pa	5 Years pa	10 Years pa
Fund Gross	3.0%	10.0%	21.6%	-2.4%	6.0%	n/a
Fund Pension	3.0%	10.1%	21.9%	-2.2%	6.2%	n/a
Benchmark	1.0%	9.9%	26.0%	-1.2%	8.7%	5.7%

Calendar year return

	2009	2008	2007	2006	2005
Fund Gross	50.9%	-47.0%	20.3%	12.8%	36.4%
Fund Pension	51.2%	-46.8%	20.5%	13.1%	36.7%
Benchmark	67.8%	-49.4%	23.1%	18.4%	38.5%

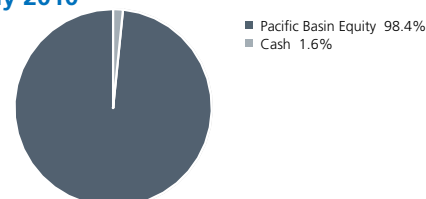
Cumulative return

	1 Month	YTD	1 Year	3 Years	5 Years	10 Years
Fund Gross	3.0%	10.0%	21.6%	-7.1%	33.6%	n/a
Fund Pension	3.0%	10.1%	21.9%	-6.4%	35.3%	n/a
Benchmark	1.0%	9.9%	26.0%	-3.5%	51.7%	73.6%

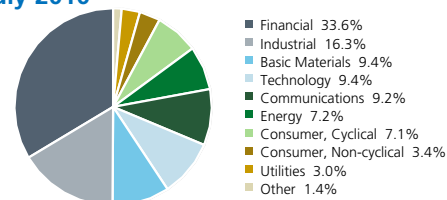
Source: Financial Express.

The performance figures shown are based on a bid to bid basis.

Asset Mix 31 July 2010



Sector Mix 31 July 2010



WARNING: PAST PERFORMANCE IS NOT A RELIABLE GUIDE TO FUTURE PERFORMANCE. WARNING: THE VALUE OF YOUR INVESTMENT MAY GO DOWN AS WELL AS UP. WARNING: THE INCOME YOU GET FROM THIS INVESTMENT MAY GO DOWN AS WELL AS UP. WARNING: THESE FUNDS MAY BE AFFECTED BY CHANGES IN CURRENCY EXCHANGE RATES. WARNING: WITHDRAWALS AND SWITCHES FROM FUNDS INVESTING DIRECTLY OR INDIRECTLY IN PROPERTY MAY BE DELAYED FOR UP TO 6 MONTHS. WARNING: WITHDRAWALS AND SWITCHES FROM ALL OTHER FUNDS MAY BE DEFERRED FOR UP TO 3 MONTHS.