

Introduction

The aim of the Aviva Irl SSgA Managed Fund is to achieve long-term growth by investing in equities, bonds, property and cash instruments both in Ireland and overseas. The fund holds approx 200 securities.

Key Features

- Stock weights in portfolios reflect expected returns and sound risk management.
- SSgA Ireland rigorously analyse a company's performance looking at balance sheet, profit and loss accounts and cash flow statements.
- Valuation determines whether/when SSgA Ireland purchase a stock, continue to hold or sell.

Fund Facts

Launch Date: January 1999

Risk Profile				
1	2	3	4	5
Low		Medium		High

Fund Manager Profile

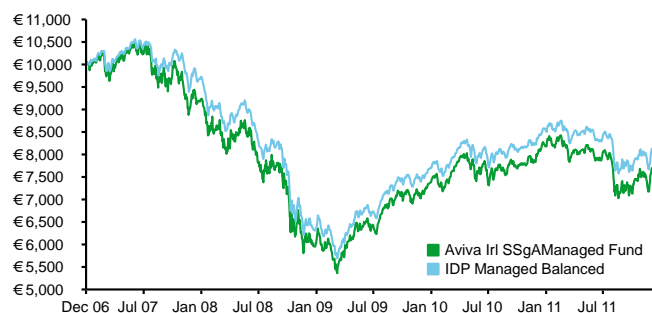
SSgA Ireland adopts a conservative and disciplined investment approach. SSgA Ireland focuses exclusively on the delivery of innovative, world-class investment solutions that will deliver significant returns over time.

Top Holdings 31 December 2011

1. BP Com	1.6%
2. CRH	1.4%
3. Exxon Mobil	1.2%
4. HSBC	1.2%
5. BHP Billiton	1.1%
6. Orkla	1.1%
7. Novartis	1.1%
8. BNP Paribas	1.1%
9. Wal-Mart Stores	1.0%
10. Roche	1.0%
Total	11.8%

This factsheet should be read in conjunction with the appropriate product brochure which gives full details of all charges applicable

Growth of €10,000 to 31 December 2011



Performance as at 31 December 2011

Annualised return

	1 Month	YTD	1 Year	3 Years pa	5 Years pa	10 Years pa
Fund Gross	2.7%	-5.0%	-5.0%	9.1%	-5.1%	n/a
Fund Pension	3.4%	-4.6%	-4.6%	9.0%	-4.8%	n/a
PRSA	3.4%	-4.8%	-4.8%	8.7%	-5.1%	n/a
IOB	3.4%	-3.3%	-3.3%	8.2%	-5.7%	n/a
Benchmark	3.9%	-3.8%	-3.8%	8.8%	-3.9%	0.9%

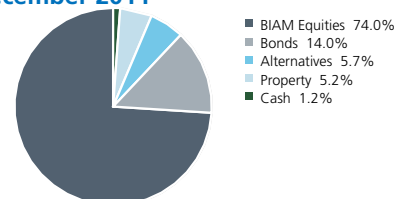
Calendar year return

	2010	2009	2008	2007	2006
Fund Gross	9.8%	24.4%	-35.2%	-8.5%	7.9%
Fund Pension	10.8%	22.5%	-34.6%	-7.8%	10.6%
PRSA	10.6%	22.0%	-34.5%	-8.5%	10.4%
IOB	11.5%	17.6%	-37.4%	-6.1%	13.7%
Benchmark	10.8%	21.0%	-34.5%	-2.8%	12.0%

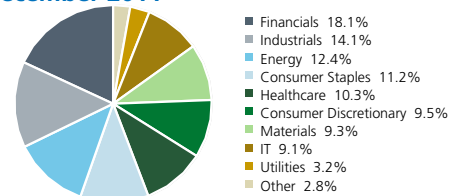
Source: Financial Express.

The performance figures shown are based on a bid to bid basis.

Asset Mix 31 December 2011



Sector Mix 31 December 2011



WARNING: Past performance is not a reliable guide to future performance. WARNING: The value of your investment may go down as well as up. You may get back less than you put in. WARNING: These funds may be affected by changes in currency exchange rates. WARNING: A deferral period may apply to withdrawals and/or switches form certain products. Please refer to your product documentation for further details.