

Introduction

The Aviva Irl AIBIM Managed Fund combines the capital growth potential of stocks, bonds and property with the investment management expertise of a leading team of investment professionals. The fund holds approx 260-290 securities. Disciplined, fundamentals based active management approach that will generate superior performance regardless of the economic or industry climate.

Key Features

- Using bottom-up approach to managing investments, the primary focus involves identifying companies that will outperform their peers.
- AIBIM's investment style is adaptive to market and economic conditions and not driven by any particular investment style.

Fund Facts

Launch Date: October 2007

Risk Profile				
1	2	3	4	5
Low		Medium		High

Fund Manager Profile



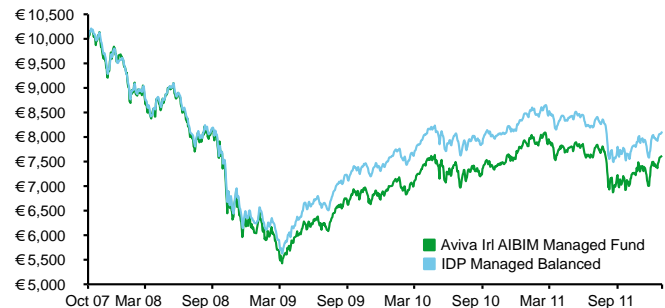
AIBIM has been managing pension assets since 1966. They won "Best Pension Fund Manager" Award at the 2008 Money Mate and Investor Magazine Awards. They have a disciplined investment approach designed to deliver consistent long-term performance. AIBIM have €10 billion assets under management.

Top Holdings 31 December 2011

1. Royal Dutch Shell	1.3%
2. CRH	1.2%
3. Apple Inc	1.1%
4. Exxon Mobil	1.1%
5. Nestle	1.0%
6. BP	0.9%
7. Vodafone	0.9%
8. IBM	0.8%
9. Novartis	0.8%
10. Total	0.8%
Total	9.9%

This factsheet should be read in conjunction with the appropriate product brochure which gives full details of all charges applicable

Growth of €10,000 to 31 December 2011



Performance as at 31 December 2011

Annualised return

	1 Month	YTD	1 Year	3 Years pa	5 Years pa	10 Years pa
Fund Gross	3.2%	-2.7%	-2.7%	6.9%	n/a	n/a
Fund Pension	3.3%	-2.5%	-2.5%	7.2%	n/a	n/a
PRSA	3.2%	-2.6%	-2.6%	7.1%	n/a	n/a
IOB	4.6%	-3.8%	-3.8%	9.7%	n/a	n/a
Benchmark	3.9%	-3.8%	-3.8%	8.8%	-3.9%	0.9%

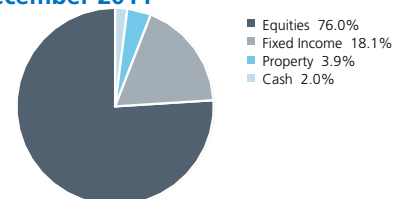
Calendar year return

	2010	2009	2008	2007	2006
Fund Gross	11.2%	13.0%	-35.9%	n/a	n/a
Fund Pension	11.4%	13.5%	-35.9%	n/a	n/a
PRSA	11.3%	13.3%	n/a	n/a	n/a
IOB	13.0%	21.3%	-36.1%	n/a	n/a
Benchmark	10.8%	21.0%	-34.5%	-2.8%	12.0%

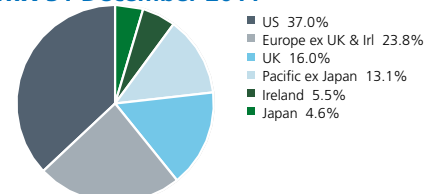
Source: Financial Express.

The performance figures shown are based on a bid to bid basis.

Asset Mix 31 December 2011



Geographical Mix 31 December 2011



WARNING: Past performance is not a reliable guide to future performance. WARNING: The value of your investment may go down as well as up. You may get back less than you put in. WARNING: These funds may be affected by changes in currency exchange rates. WARNING: A deferral period may apply to withdrawals and/or switches form certain products. Please refer to your product documentation for further details.