



ZURICH®

Insight Liquidity Fund EUR Liquidity

October 2024

Zurich fund information (as at 30/09/2024)

| | |
|---------------------------|------------------------------|
| Launch date | 30/09/2012 |
| Current bid | EUR 1.028 |
| Fund size(m) | EUR 34.66 (as at 30/09/2024) |
| FE sector | Currency Funds |
| Fund currency | EUR |
| Annual management charge* | 0.10% |
| Crown rating† | 👑👑👑👑👑 |

Additional fund information (as at 30/09/2024)

| | |
|--------------|--------------|
| Fund manager | Chris Brown |
| ISIN Code | IE00B8FXXP57 |
| SEDOL | B8FXXP5 |

SEDOL codes © London Stock Exchange, reproduced under Licence

Top ten holdings (as at 30/09/2024)

| | |
|----------------------|------|
| CP LANDESKREDITBANK | 2.7% |
| CP OESTERREICHISCHE | 2.6% |
| CP GESTION SECURITE | 2.0% |
| National Australia B | 1.8% |
| CD DANSKE BANK A/S - | 1.8% |
| FLOATING COUPON CD U | 1.8% |
| AUST & NZ BANKING GR | 1.8% |
| ZERO COUPON CD GOLDM | 1.8% |
| CP AGENCE CENTRALE D | 1.8% |
| CP TOYOTA MOTOR FINA | 1.8% |

Source: FE

* Please note, this charge is deducted daily before calculating the unit price. This does not include any product charges. For further information on product charges, please refer to the relevant policy terms and conditions.

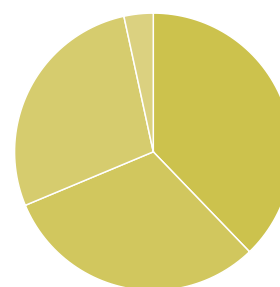
† FE Crown Fund Ratings is a quantitative based ratings system founded on historical performance, volatility and consistency. Funds are ranked against a relative benchmark chosen by FE with the lowest-rated funds carrying a single crown, and the highest awarded five crowns. Funds without a three-year track record are not rated. However, in some cases a rating is applied to funds whose underlying fund carries a three-year track record. FE Crown Ratings are produced solely by FE and its accuracy or completeness cannot be guaranteed.

Fund objective

The investment objective of the Fund is to provide investors with stability of capital and daily liquidity together with an income comparable to Euro denominated short dated money market interest rates.

Sectors (as at 29/02/2024)

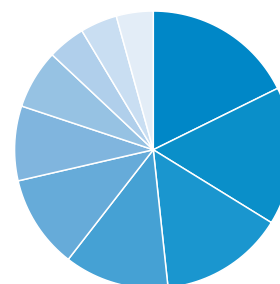
| | |
|-------------------------|-------|
| Commercial Paper | 37.8% |
| Time Deposits | 30.9% |
| Certificates of Deposit | 27.9% |
| Floating Rate Notes | 3.4% |



Source:FE

Regions (as at 29/02/2024)

| | |
|-------------|-------|
| Others | 17.7% |
| France | 16.1% |
| USA | 14.5% |
| Japan | 12.2% |
| Germany | 10.9% |
| Austria | 8.7% |
| Canada | 6.9% |
| Australia | 4.4% |
| UK | 4.3% |
| Netherlands | 4.3% |



Source:FE

Insight Liquidity Fund EUR Liquidity

October 2024

Things you need to know

Zurich Integrated Benefits is a business name of Zurich International Life Limited.

Zurich International Life Limited is fully authorised under the Isle of Man Insurance Act 2008 and is regulated by Isle of Man Financial Services Authority which ensures that the company has sound and professional management and provision has been made to protect policy owners.

For life assurance companies authorised in the Isle of Man, the Isle of Man's Life Assurance (Compensation of Policyholders) Regulations 1991 (as amended), ensure that in the event of a life assurance company being unable to meet its liabilities to its policy owners, up to 90% of the liability to the protected policy owner will be met.

The protection only applies to the solvency of Zurich International Life Limited and does not extend to protecting the value of the assets held within any unit-linked funds linked to your plan.

Zurich International Life Limited is not authorised to offer insurance products for sale in the United States.

Nothing contained in this factsheet should be intended as an offer to invest. Anyone considering investing in this fund should seek professional guidance. This information is only a summary and may be subject to change without notice. It was obtained from what we believe to be reliable sources. However, its accuracy and completeness cannot be guaranteed. Neither Zurich International Life nor any associated companies or representatives can accept responsibility for any errors or omissions.

Zurich International Life Limited is registered (Registration No.63) under UAE Federal Law No. 6 of 2007 and its activities in the UAE are governed by such law. Zurich International Life Limited is registered in Bahrain under Commercial Registration No. 17444 and is licensed as an Overseas Insurance Firm – Life Insurance by the Central Bank of Bahrain.

Zurich International Life Limited, Qatar Branch, which is authorised by the Qatar Financial Centre Regulatory Authority.

Cumulative performance (as at 30/09/2024)

| | 1 mth | 3 mths | 6 mths | 1 year | 3 years | 5 years | 10 years | Since inception |
|----------|-------|--------|--------|--------|---------|---------|----------|-----------------|
| % growth | 0.28% | 0.92% | 1.92% | 3.92% | 5.89% | 4.61% | 2.71% | 2.81% |
| Sector | 0.33% | 1.10% | 2.08% | 4.20% | 6.90% | 6.57% | 5.02% | 48.11% |
| Quartile | 3 | 3 | 3 | 3 | 3 | 3 | 3 | - |
| Rank | 31/41 | 30/41 | 29/41 | 29/41 | 28/40 | 24/37 | 12/20 | - |

3 year statistical fund data (as at 30/09/2024)

| | |
|----------------------|--------|
| Monthly volatility | 0.16% |
| Best 3 month return | 0.99% |
| Worst 3 month return | -0.18% |

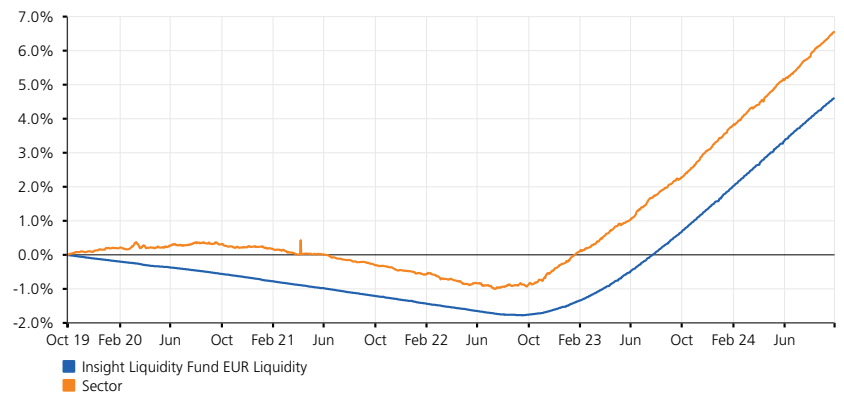
Source: FE, figures to 30/09/2024, bid to bid gross in EUR. Past performance is not a guide to future performance.

Discrete performance (as at 30/09/2024)

| | Sep 19 -Sep 20 | Sep 20 -Sep 21 | Sep 21 -Sep 22 | Sep 22 -Sep 23 | Sep 23 -Sep 24 |
|----------|-------------------|-------------------|-------------------|-------------------|-------------------|
| % growth | -0.6% | -0.7% | -0.6% | 2.5% | 3.9% |
| Sector | 0.3% | -0.6% | -0.6% | 3.2% | 4.2% |
| Quartile | 3 | 2 | 3 | 3 | 3 |
| Rank | 27/37 | 19/39 | 27/40 | 31/41 | 29/41 |

Source: FE, figures to 30/09/2024, bid to bid gross in EUR. Percentage growth figures are for discrete years, for example Sep 19-Sep 20 equals 30/09/2019 to 30/09/2020. Quartile and rank are based on the FE sector category as highlighted on page 1. Past performance is not a guide to future performance.

Fund performance vs benchmark and/or sector, 5 years/since inception



30/09/2019 - 30/09/2024 Powered by data from FE

Source: FE as at 30/09/2024, bid to bid gross in EUR. Past performance is not a guide to future performance.

The value of any investment and the income from it can fall as a result of market and currency fluctuations and you could get back less than the amount originally invested.

Performance figures include the deduction of the annual management charge.

For information or to see our full range of funds, go to our website www.zurichinternational.com