

# ZI BlackRock GF World Technology USD

**July 2025**

**Zurich fund information** (as at 30/06/2025)

Launch date	09/11/2009
Current bid	USD 11.401
Fund size(m)	USD 198.16 (as at 30/06/2025)
FE sector	Specialist
Fund currency	USD
ZIL charge	0.75%
Annual management charge*	1.50%
Crown rating†	👑👑👑👑👑
Risk rating**	5

**Additional fund information** (as at 30/06/2025)

Fund name	BlackRock Global Funds World Technology
Fund manager	Tony Kim, Reid Menge
ISIN Code	LU0056508442
SEDOL	4557223
SEDOL codes © London Stock Exchange, reproduced under Licence	

**Top ten holdings** (as at 31/05/2025)

NVIDIA CORP	10.1%
MICROSOFT CORPORATION	8.8%
BROADCOM INC	7.7%
APPLE INC.	6.1%
META PLATFORMS, INC.	4.8%
AMAZON.COM, INC.	3.4%
ORACLE CORPORATION	3.1%
SNOWFLAKE INC. CLASS A	2.7%
CADENCE DESIGN SYSTEMS, INC.	2.4%
MASTERCARD INCORPORATED	2.2%

Source: FE

\* Please note, this charge is deducted daily before calculating the unit price. This does not include any product charges. For further information on product charges, please refer to the relevant policy terms and conditions.

† FE Crown Fund Ratings is a quantitative based ratings system founded on historical performance, volatility and consistency. Funds are ranked against a relative benchmark chosen by FE with the lowest-rated funds carrying a single crown, and the highest awarded five crowns. Funds without a three-year track record are not rated. However, in some cases a rating is applied to funds whose underlying fund carries a three-year track record. FE Crown Ratings are produced solely by FE and its accuracy or completeness cannot be guaranteed.

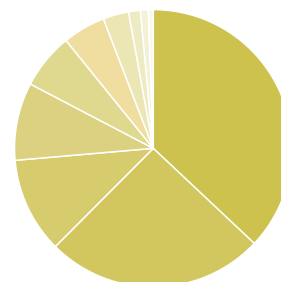
\*\*The risk descriptions and ratings provided are intended as a guide only and should not be relied on in isolation to make investment decisions. Risk ratings are calculated and provided by a third party and are not a recommendation by Zurich as to the suitability of a fund for investment. For more details on risk ratings please refer to our investment brochure.

**Fund objective**

The Fund aims to maximise the return on your investment through a combination of capital growth and income on the Fund's assets and invest in a manner consistent with the principles of environmental, social and governance (ESG) investing. The Fund invests globally at least 70% of its total assets in the equity securities (e.g. shares) of companies the main business of which is in the technology sector. The Fund's total assets will be invested in accordance with its ESG Policy as disclosed in the prospectus. For further details regarding the ESG characteristics please refer to the prospectus and the BlackRock website at <https://www.blackrock.com/corporate/literature/publication/blackrock-baseline-screens-in-europemiddleeast-and-africa.pdf> The investment adviser (IA) may use financial derivative instruments (FDIs) (i.e. investments the prices of which are based on one or more underlying assets) for investment purposes in order to achieve the investment objective of the Fund, and/or to reduce risk within the Fund's portfolio, reduce investment costs and generate additional income. For further information please refer to the underlying fund manager factsheet.

**Sectors** (as at 31/05/2025)

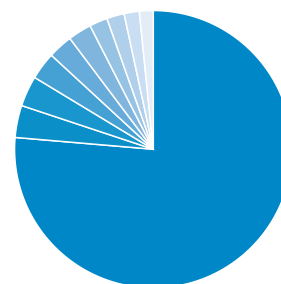
Software	37.0%
Semi Conductors	25.5%
Media	11.1%
Hardware	9.1%
Consumer Discretionary	6.5%
Financial Services	5.0%
Services	3.0%
Capital Goods	1.4%
Money Market	0.9%
Others	0.6%



Source:FE

**Regions** (as at 31/05/2025)

USA	76.4%
Canada	3.7%
Others	3.6%
Netherlands	3.2%
Japan	2.9%
Germany	2.7%
Sweden	2.1%
Taiwan	2.0%
China	1.8%
UK	1.6%



Source:FE

# ZI BlackRock GF World Technology USD

## July 2025

### Things you need to know

Zurich International Life is a business name of Zurich International Life Limited.

Zurich International Life Limited is fully authorised under the Isle of Man Insurance Act 2008 which ensures that the Company has sound and professional management and provision has been made to protect policy owners.

For life assurance companies authorised in the Isle of Man, the Isle of Man's Life Assurance (Compensation of Policyholders) Regulations 1991, ensure that in the event of a life assurance company being unable to meet its liabilities to its policy owners, up to 90% of the liability to the protected policy owner will be met.

Planholders will not have the protection of the UK Financial Services Compensation Scheme.

Nothing contained in this factsheet should be intended as an offer to invest. Anyone considering investing in this fund should seek professional guidance. This information is only a summary and may be subject to change without notice. It was obtained from what we believe to be reliable sources. However, its accuracy and completeness cannot be guaranteed. Neither Zurich International Life nor any associated companies or representatives can accept responsibility for any errors or omissions.

For further information about this fund, please refer to the charts on page one. For further details about our funds and charges, please refer to the 'Investments-your guide' brochure, a copy of which is available on request.

You should note that investing in mirror funds could result in the possibility of large and sudden falls in the prices of shares. The shortfalls on cancellation or loss on realisation could be considerable. You could get back nothing at all. You should note that when investing into mirror funds, the charges, expenses and taxation of the underlying funds vary and performance may differ.

Zurich International Life Limited is registered (Registration No.63) under UAE Federal Law No. 6 of 2007 and its activities in the UAE are governed by such law. Zurich International Life Limited is registered in Bahrain under Commercial Registration No. 17444 and is licensed as an Overseas Insurance Firm – Life Insurance by the Central Bank of Bahrain.

Zurich International Life Limited is authorised by the Qatar Financial Centre Regulatory Authority.

### Cumulative performance (as at 30/06/2025)

	1 mth	3 mths	6 mths	1 year	3 years	5 years	10 years	Since inception
% growth	8.15%	22.30%	7.37%	12.94%	88.15%	83.34%	408.06%	779.01%
Sector	2.97%	6.24%	4.46%	6.38%	28.54%	35.84%	70.86%	269.40%
Quartile	1	1	2	1	1	1	1	-
Rank	21/172	16/173	51/169	39/168	19/160	25/152	3/120	-

### 3 year statistical fund data (as at 30/06/2025)

Monthly volatility	6.38%
Best 3 month return	29.65%
Worst 3 month return	-13.34%

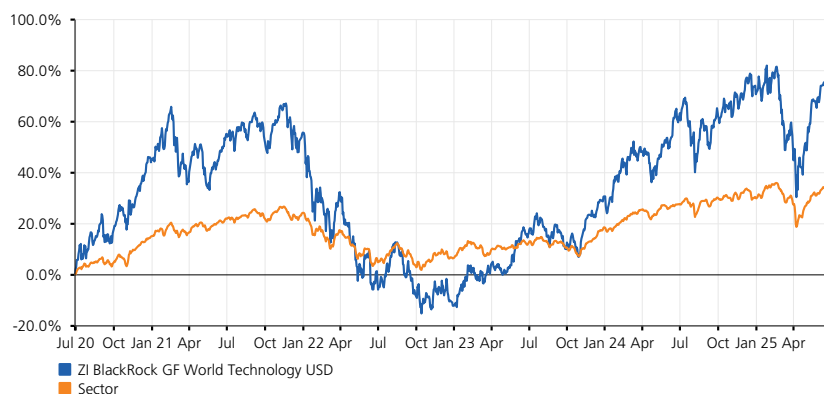
Source: FE, figures to 30/06/2025, bid to bid gross in USD. Past performance is not a guide to future performance.

### Discrete performance (as at 30/06/2025)

	Jun 20 -Jun 21	Jun 21 -Jun 22	Jun 22 -Jun 23	Jun 23 -Jun 24	Jun 24 -Jun 25
% growth	55.2%	-37.2%	19.2%	39.8%	12.9%
Sector	22.1%	-13.5%	6.5%	13.5%	6.4%
Quartile	1	4	1	1	1
Rank	24/151	142/156	25/160	10/166	39/168

Source: FE, figures to 30/06/2025, bid to bid gross in USD. Percentage growth figures are for discrete years, for example Jun 20-Jun 21 equals 30/06/2020 to 30/06/2021. Quartile and rank are based on the FE sector category as highlighted on page 1. Past performance is not a guide to future performance.

### Fund performance vs benchmark and/or sector, 5 years/since inception



30/06/2020 - 30/06/2025 Powered by data from FE

Source: FE as at 30/06/2025, bid to bid gross in USD. Past performance is not a guide to future performance.

**The value of any investment and the income from it can fall as a result of market and currency fluctuations and you could get back less than the amount originally invested.**

**Performance figures include the deduction of the Zurich International Life (ZIL) fund management charge and the annual management charge.**

For information or to see our full range of funds, go to our website [www.zurichinternational.com](http://www.zurichinternational.com)