

# ZI abrdn SICAV I Asia Pacific Sustainable Equity

## July 2024

### Zurich fund information (as at 30/06/2024)

Launch date	03/05/2005
Current bid	USD 3.310
Fund size(m)	USD 7.07 (as at 28/06/2024)
FE sector	Asia Pacific ex Japan
Fund currency	USD
ZIL charge	0.75%
Annual management charge*	1.75%
Crown rating†	👑👑👑👑👑
Risk rating**	5-

### Additional fund information (as at 30/06/2024)

Fund name	abrdn SICAV I Asia Pacific Sustainable Equity
Benchmark	MSCI AC ASIA PACIFIC EX JAPAN
Fund manager	Flavia Cheong, Louis Lu, James Thom, Christina Woon, Pruksha lamthongthong
ISIN Code	LU0011963245
SEDOL	4008765
SEDOL codes © London Stock Exchange, reproduced under Licence	

### Top ten holdings (as at 31/05/2024)

TAIWAN SEMICONDUCTOR CO	9.8%
TENCENT HOLDINGS LIMITED	7.5%
SAMSUNG ELECTRONICS CO., LTD	6.6%
AIA GROUP LIMITED	4.3%
CSL LTD	3.4%
DBS GROUP HOLDINGS LTD	3.0%
ICICI BANK	2.9%
RIO TINTO	2.8%
ASML HOLDING NV	2.7%
KWEICHOW MOUTAI GROUP CO., LTD	2.5%

Source: FE

\* Please note, this charge is deducted daily before calculating the unit price. This does not include any product charges. For further information on product charges, please refer to the relevant policy terms and conditions.

† FE Crown Fund Ratings is a quantitative based ratings system founded on historical performance, volatility and consistency. Funds are ranked against a relative benchmark chosen by FE with the lowest-rated funds carrying a single crown, and the highest awarded five crowns. Funds without a three-year track record are not rated. However, in some cases a rating is applied to funds whose underlying fund carries a three-year track record. FE Crown Ratings are produced solely by FE and its accuracy or completeness cannot be guaranteed.

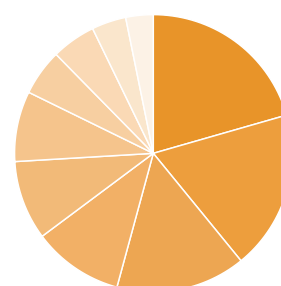
\*\*The risk descriptions and ratings provided are intended as a guide only and should not be relied on in isolation to make investment decisions. Risk ratings are calculated and provided by a third party and are not a recommendation by Zurich as to the suitability of a fund for investment. For more details on risk ratings please refer to our investment brochure.

### Fund objective

The Fund aims to achieve a combination of growth and income by investing in companies in Asia Pacific countries (excluding Japan), which adhere to the abrdn Asia Pacific Sustainable Equity Investment Approach (the "Investment Approach"). The Fund aims to outperform the MSCI AC Asia Pacific ex Japan Index (USD) benchmark (before charges).

### Assets (as at 28/06/2024)

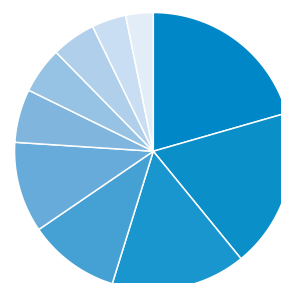
Chinese Equities	20.6%
Indian Equities	18.5%
Taiwanese Equities	15.1%
South Korean Equities	10.6%
Others	9.3%
Australian Equities	8.2%
Hong Kong Equities	5.4%
Dutch Equities	5.2%
Singapore Equities	4.0%
Indonesian Equities	3.2%



Source:FE

### Regions (as at 28/06/2024)

China	20.6%
India	18.5%
Taiwan	15.7%
Australia	10.7%
Korea	10.6%
Others	6.2%
Hong Kong	5.4%
Netherlands	5.2%
Singapore	4.0%
Indonesia	3.2%



Source:FE

# ZI abrdn SICAV I Asia Pacific Sustainable Equity

## July 2024

### Things you need to know

Zurich International Life is a business name of Zurich International Life Limited.

Zurich International Life Limited is fully authorised under the Isle of Man Insurance Act 2008 which ensures that the Company has sound and professional management and provision has been made to protect policy owners.

For life assurance companies authorised in the Isle of Man, the Isle of Man's Life Assurance (Compensation of Policyholders) Regulations 1991, ensure that in the event of a life assurance company being unable to meet its liabilities to its policy owners, up to 90% of the liability to the protected policy owner will be met.

Planholders will not have the protection of the UK Financial Services Compensation Scheme.

Nothing contained in this factsheet should be intended as an offer to invest. Anyone considering investing in this fund should seek professional guidance. This information is only a summary and may be subject to change without notice. It was obtained from what we believe to be reliable sources. However, its accuracy and completeness cannot be guaranteed. Neither Zurich International Life nor any associated companies or representatives can accept responsibility for any errors or omissions.

For further information about this fund, please refer to the charts on page one. For further details about our funds and charges, please refer to the 'Investments-your guide' brochure, a copy of which is available on request.

You should note that investing in mirror funds could result in the possibility of large and sudden falls in the prices of shares. The shortfalls on cancellation or loss on realisation could be considerable. You could get back nothing at all. You should note that when investing into mirror funds, the charges, expenses and taxation of the underlying funds vary and performance may differ.

Zurich International Life Limited is registered (Registration No.63) under UAE Federal Law No. 6 of 2007 and its activities in the UAE are governed by such law. Zurich International Life Limited is registered in Bahrain under Commercial Registration No. 17444 and is licensed as an Overseas Insurance Firm – Life Insurance by the Central Bank of Bahrain.

Zurich International Life Limited is authorised by the Qatar Financial Centre Regulatory Authority.

### Cumulative performance (as at 30/06/2024)

	1 mth	3 mths	6 mths	1 year	3 years	5 years	10 years	Since inception
% growth	3.39%	5.35%	5.10%	3.12%	-26.31%	1.83%	9.83%	164.82%
MSCI AC ASIA PACIFIC EX JAPAN	3.92%	6.35%	8.63%	13.38%	-11.82%	23.09%	53.38%	288.45%
Sector	1.17%	3.95%	4.10%	1.34%	-21.79%	2.38%	27.36%	685.72%
Quartile	2	3	3	2	3	3	3	-
Rank	84/263	134/263	142/263	130/260	141/253	124/245	134/217	-

### 3 year statistical fund data (as at 30/06/2024)

Monthly volatility	5.17%
Best 3 month return	29.17%
Worst 3 month return	-16.61%

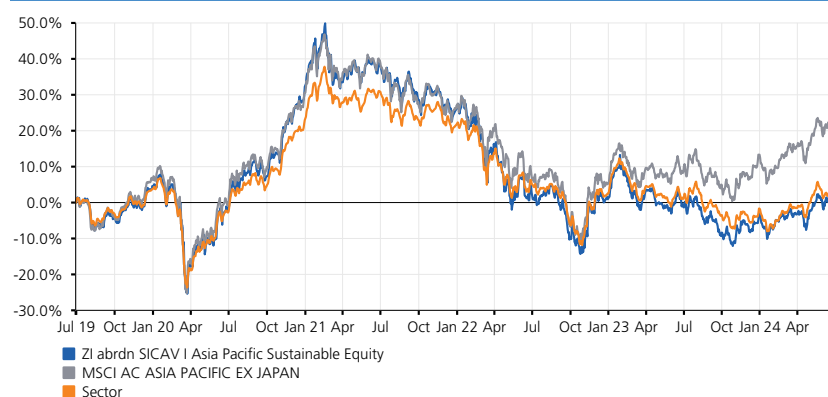
Source: FE, figures to 30/06/2024, bid to bid gross in USD. Past performance is not a guide to future performance.

### Discrete performance (as at 30/06/2024)

	Jun 19 -Jun 20	Jun 20 -Jun 21	Jun 21 -Jun 22	Jun 22 -Jun 23	Jun 23 -Jun 24
% growth	-2.2%	41.3%	-25.5%	-4.0%	3.1%
MSCI AC ASIA PACIFIC EX JAPAN	-0.1%	39.7%	-23.1%	1.2%	13.4%
Sector	-2.8%	34.7%	-19.5%	-4.1%	1.3%
Quartile	3	2	3	3	2
Rank	143/245	67/249	155/253	134/256	130/260

Source: FE, figures to 30/06/2024, bid to bid gross in USD. Percentage growth figures are for discrete years, for example Jun 19-Jun 20 equals 30/06/2019 to 30/06/2020. Quartile and rank are based on the FE sector category as highlighted on page 1. Past performance is not a guide to future performance.

### Fund performance vs benchmark and/or sector, 5 years/since inception



28/06/2019 - 28/06/2024 Powered by data from FE

Source: FE as at 30/06/2024, bid to bid gross in USD. Past performance is not a guide to future performance.

**The value of any investment and the income from it can fall as a result of market and currency fluctuations and you could get back less than the amount originally invested.**

**Performance figures include the deduction of the Zurich International Life (ZIL) fund management charge and the annual management charge.**

For information or to see our full range of funds, go to our website [www.zurichinternational.com](http://www.zurichinternational.com)