

ZI JPM India



June 2025

Zurich fund information (as at 31/05/2025)

Launch date	01/11/2006
Current bid	USD 2.529
Fund size(m)	USD 17.78 (as at 30/05/2025)
FE sector	Global Emerging Markets
Fund currency	USD
ZIL charge	0.75%
Annual management charge*	1.50%
Crown rating†	★★★★★
Risk rating**	5

Additional fund information (as at 31/05/2025)

Fund name	JPM India
Benchmark	MSCI INDIA 10/40
Fund manager	Sandip Patodia,Amit Mehta
ISIN Code	LU0210527015
SEDOL	B1FMZH9
SEDOL codes © London Stock Exchange, reproduced under Licence	

Top ten holdings (as at 30/04/2025)

HDFC BANK LIMITED	10.0%
ICICI BANK	8.8%
MAHINDRA & MAHINDRA LTD	4.9%
RELIANCE INDUSTRIES LIMITED	4.7%
KOTAK MAHINDRA BANK LIMITED	4.3%
REDDYS LABORATORIES	3.1%
TATA CONSULTANCY SERVICES LIMITED	3.0%
ULTRATECH INC	2.6%
HINDUSTAN UNILEVER LTD	2.6%
ISH MSCI INDIA	2.5%

Source: FE

* Please note, this charge is deducted daily before calculating the unit price. This does not include any product charges. For further information on product charges, please refer to the relevant policy terms and conditions.

† FE Crown Fund Ratings is a quantitative based ratings system founded on historical performance, volatility and consistency. Funds are ranked against a relative benchmark chosen by FE with the lowest-rated funds carrying a single crown, and the highest awarded five crowns. Funds without a three-year track record are not rated. However, in some cases a rating is applied to funds whose underlying fund carries a three-year track record. FE Crown Ratings are produced solely by FE and its accuracy or completeness cannot be guaranteed.

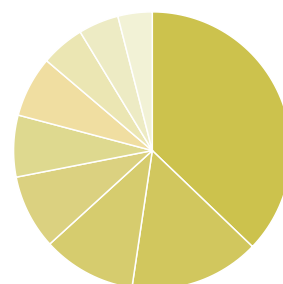
**The risk descriptions and ratings provided are intended as a guide only and should not be relied on in isolation to make investment decisions. Risk ratings are calculated and provided by a third party and are not a recommendation by Zurich as to the suitability of a fund for investment. For more details on risk ratings please refer to our investment brochure.

Fund objective

To provide long-term capital growth by investing primarily in Indian companies.

Sectors (as at 30/04/2025)

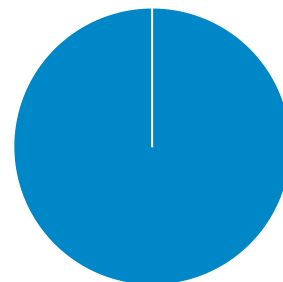
Financials	37.2%
Consumer Discretionary	15.2%
Industrials	10.9%
Information Technology	8.7%
Health Care	7.2%
Consumer Staples	7.1%
Materials	5.1%
Energy	4.7%
Communications	4.0%
Others	-0.1%



Source:FE

Regions (as at 30/04/2025)

India	100.6%
Money Market	-0.6%



Source:FE

This factsheet is for information only and is written assuming you are familiar with investment terminology. It has been provided to help you understand how the fund is invested and performing. It should not be used for making investment decisions. Please contact your relevant financial professional for further explanation or advice if you want to know if this fund is, or remains, appropriate for you.

Zurich International Life

ZI JPM India June 2025

Things you need to know

Zurich International Life is a business name of Zurich International Life Limited.

Zurich International Life Limited is fully authorised under the Isle of Man Insurance Act 2008 and is regulated by Isle of Man Financial Services Authority which ensures that the company has sound and professional management and provision has been made to protect planholders.

For life assurance companies authorised in the Isle of Man, the Isle of Man's Life Assurance (Compensation of Policyholders) Regulations 1991, ensure that in the event of a life assurance company being unable to meet its liabilities to its planholders, up to 90% of the liability to the protected planholder will be met.

Planholders will not be protected by the UK Financial Services Compensation Scheme.

Nothing contained in this factsheet should be intended as an offer to invest. Anyone considering investing in this fund should seek professional guidance. This information is only a summary and may be subject to change without notice. It was obtained from what we believe to be reliable sources. However, its accuracy and completeness cannot be guaranteed. Neither Zurich International Life nor any associated companies or representatives can accept responsibility for any errors or omissions.

For further information about this fund, please refer to the charts on page one. For further details about our funds and charges, please refer to the 'Investments-your guide' brochure, a copy of which is available on request.

You should note that investing in mirror funds could result in the possibility of large and sudden falls in the prices of shares. The shortfalls on cancellation or loss on realisation could be considerable. You could get back nothing at all. You should note that when investing into mirror funds, the charges, expenses and taxation of the underlying funds vary and performance may differ.

Cumulative performance (as at 31/05/2025)

	1 mth	3 mths	6 mths	1 year	3 years	5 years	10 years	Since inception
% growth	3.06%	11.47%	-0.88%	4.65%	21.11%	86.27%	40.06%	100.59%
MSCI INDIA 10/40	1.20%	16.05%	0.07%	5.80%	43.34%	149.06%	145.40%	296.38%
Sector	4.17%	5.45%	5.93%	8.40%	14.39%	36.01%	35.33%	363.62%

3 year statistical fund data (as at 31/05/2025)

Monthly volatility	3.78%
Best 3 month return	12.02%
Worst 3 month return	-11.08%

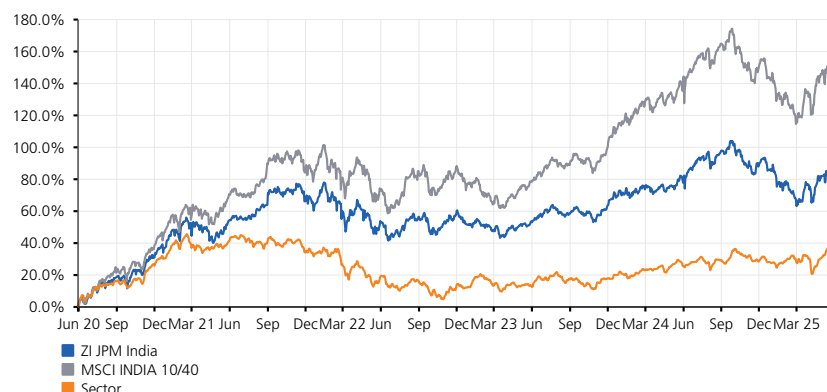
Source: FE, figures to 31/05/2025, bid to bid gross in USD. Past performance is not a guide to future performance.

Discrete performance (as at 31/03/2025)

	Mar 20 -Mar 21	Mar 21 -Mar 22	Mar 22 -Mar 23	Mar 23 -Mar 24	Mar 24 -Mar 25
% growth	69.4%	7.8%	-9.9%	18.8%	2.0%
MSCI INDIA 10/40	79.2%	18.5%	-11.4%	37.4%	2.9%
Sector	52.4%	-6.5%	-10.4%	9.1%	5.4%

Source: FE, figures to 31/03/2025, bid to bid gross in USD. Percentage growth figures are for discrete years, for example Mar 20-Mar 21 equals 31/03/2020 to 31/03/2021. Past performance is not a guide to future performance.

Fund performance vs benchmark and/or sector, 5 years/since inception



29/05/2020 - 30/05/2025 Powered by data from FE

Source: FE as at 31/05/2025, bid to bid gross in USD. Past performance is not a guide to future performance.

The value of any investment and the income from it can fall as a result of market and currency fluctuations and you could get back less than the amount originally invested.

Performance figures include the deduction of the Zurich International Life (ZIL) fund management charge and the annual management charge.

Zurich International Life is a business name of Zurich International Life Limited which provides life assurance, investment and protection products and is authorised by the Isle of Man Financial Services Authority.

Registered in the Isle of Man number 020126C.

Registered office: Zurich House, Isle of Man Business Park, Douglas, Isle of Man, IM2 2QZ, British Isles.

Telephone +44 1624 662266 www.zurichinternational.com

Zurich Intermediary Group Limited, authorised and regulated by the Financial Conduct Authority. Registered in England and Wales under company number 01909111. Registered office: Unity Place, 1 Carfax Close, Swindon, Wiltshire, United Kingdom, SN1 1AP.



For information or to see
our full range of funds, go to
our website
www.zurichinternational.com