

# Canlife FIA Adventurous Passive

August 2021

For more information please see the Understanding fund factsheets guide available on our website

## Fund facts

### Fund type

Pension FIA Series

### Launch date

15 February 2010

### Ongoing Charges Figure (OCF)<sup>1</sup>

0.30%

### ABI sector

Flexible Investment

### Volatility group<sup>2</sup>

n/a

### Currency

Sterling

### SEDOL

B4L7VL5

### ISIN

GB00B4L7VL54

### MEX code

ABCFD

### Citi code

IDH1

### Fund size

£28.89m

### Fund manager

Insight Investments, Vanguard Investments

<sup>1</sup>

The OCF is the charge made by the fund manager for running the fund and is accounted for within the unit price. The OCF does not include any product charges, please refer to your product details for more information.

<sup>2</sup>

Volatility groups run from 1 (least volatile) to 4 (most volatile) for the funds available from Canada Life and are generally reviewed once a year; we do not notify policyholders or advisers of any changes. For more information please see our guide to understanding volatility, available on our website.

## Fund objective

To achieve long-term capital growth by managing the asset allocation of a portfolio of predominantly UK and overseas equities

The fund objective has been provided by the underlying fund manager via FE

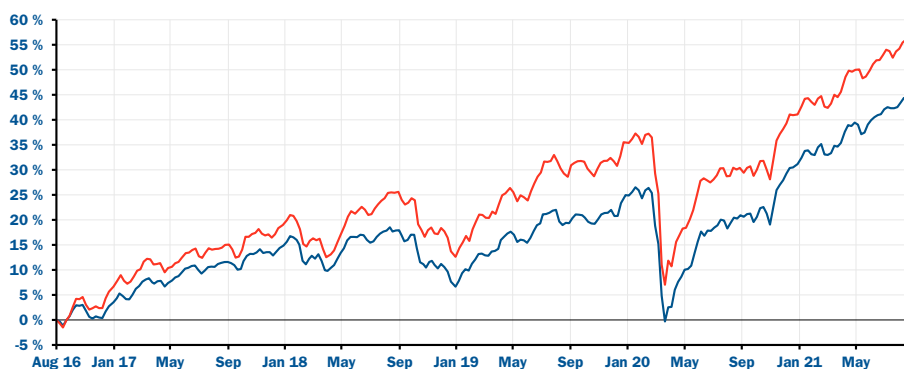
## Past performance to 31 August 2021

	3 months	1 year	3 years	5 years	10 years
Fund growth%	5.4	20.8	25.7	57.6	159.4
Sector index	4.6	20.4	23.6	45.7	129.9
Annualised compound growth	-	20.8	7.9	9.5	10.0

## Year on year performance

	30/06/2020 - 30/06/2021	30/06/2019 - 30/06/2020	30/06/2018 - 30/06/2019	30/06/2017 - 30/06/2018	30/06/2016 - 30/06/2017
Fund growth%	19.5	-0.3	6.2	7.9	22.5

## Performance against ABI sector



■ Flexible Investment  
■ Canlife FIA Adventurous Passive

31/08/2016 - 31/08/2021 Powered by data from FE

Please note that past performance is not a guide for the future and that the value of units can fall as well as rise. Currency fluctuations and other factors can also affect performance.

Fund performance data is on a bid to bid basis with income reinvested. Fund data is provided by FE.

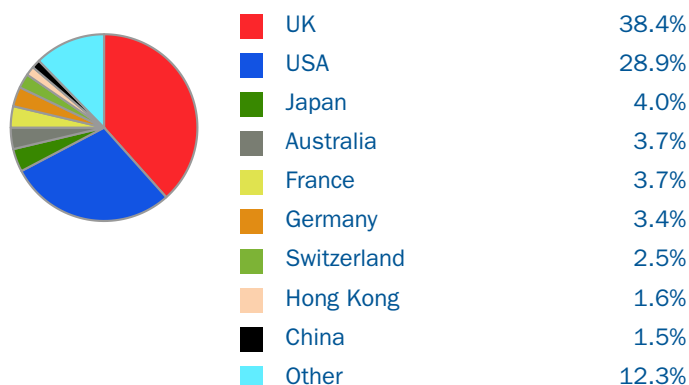
# Canlife FIA Adventurous Passive

August 2021

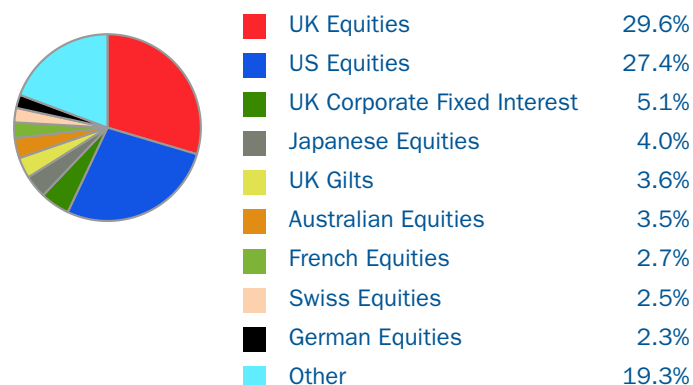
For more information please see the Understanding fund factsheets guide available on our website

## Fund holdings

### Regional split (as at 31/08/2021)



### Asset allocation (as at 31/08/2021)



### Top five weightings (as at 31/08/2021)

Financials  
Industrials  
Consumer Discretionary  
Health Care  
Information Technology

18.9%  
12.9%  
10.5%  
9.6%  
9.0%

### Top holdings (as at 30/07/2021)

VANGUARD FTSE U.K. ALL SHARE INDEX UNIT TRUST A ACC GBP	30.0%
VANGUARD US EQUITY INDEX ACC GBP	27.6%
VANGUARD FTSE DEVELOPED EUROPE EX-UK EQUITY INDEX ACC GBP	12.6%
VANGUARD UK INVESTMENT GRADE BOND INDEX ACC GBP	11.6%
VANGUARD PACIFIC EX-JAPAN STOCK INDEX INSTITUTIONAL ACC GBP	5.8%
VANGUARD EMERGING MARKETS STOCK INDEX ACC GBP	4.3%
VANGUARD JAPAN STOCK INDEX INSTITUTIONAL ACC GBP	4.1%
VANGUARD UK GOVERNMENT BOND INDEX ACC GBP	3.7%