

Canlife FIA Insight Liquidity

August 2021

For more information please see the Understanding fund factsheets guide available on our website

Fund facts

Fund type

Pension FIA Series

Launch date

15 February 2010

Ongoing Charges Figure (OCF)¹

0.16%

ABI sector

Money Market

Volatility group²

n/a

Currency

Sterling

SEDOL

B4LFRY4

ISIN

GB00B4LFRY45

Citi code

IDH6

Underlying fund

Insight ILF GBP Liquidity Fund Class 4 Acc

Fund size (underlying fund)

£24,194.86m

Fund manager (underlying fund)

Chris Brown

¹

The OCF is the charge made by the fund manager for running the fund and is accounted for within the unit price. The OCF does not include any product charges, please refer to your product details for more information.

²

Volatility groups run from 1 (least volatile) to 4 (most volatile) for the funds available from Canada Life and are generally reviewed once a year; we do not notify policyholders or advisers of any changes. For more information please see our guide to understanding volatility, available on our website.

Fund objective

The Fund is a short-term money market fund which aims to provide investors with stability of capital and daily liquidity. In addition it seeks to offer an income comparable to short-term sterling interest rates.

The fund objective has been provided by the underlying fund manager via FE

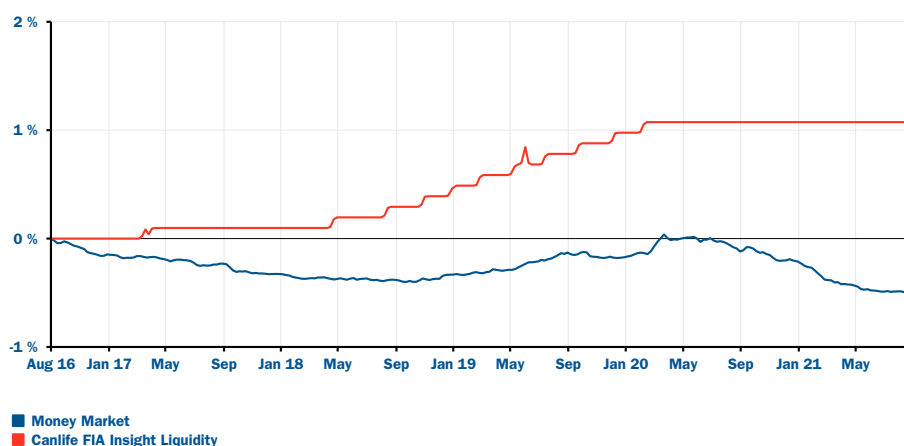
Past performance to 31 August 2021

	3 months	1 year	3 years	5 years	10 years
Fund growth%	0.0	0.0	0.8	1.1	2.7
Sector index	0.0	-0.4	-0.1	-0.5	-0.6
Annualised compound growth	-	0.0	0.3	0.2	0.3

Year on year performance

	30/06/2020 - 30/06/2021	30/06/2019 - 30/06/2020	30/06/2018 - 30/06/2019	30/06/2017 - 30/06/2018	30/06/2016 - 30/06/2017
Fund growth%	0.0	0.4	0.5	0.1	0.1

Performance against ABI sector



31/08/2016 - 31/08/2021 Powered by data from FE

Please note that past performance is not a guide for the future and that the value of units can fall as well as rise. Currency fluctuations and other factors can also affect performance.

Fund performance data is on a bid to bid basis with income reinvested. Fund data is provided by FE.

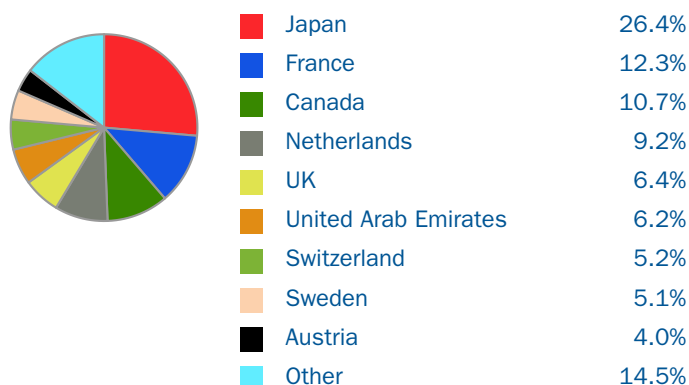
Canlife FIA Insight Liquidity

August 2021

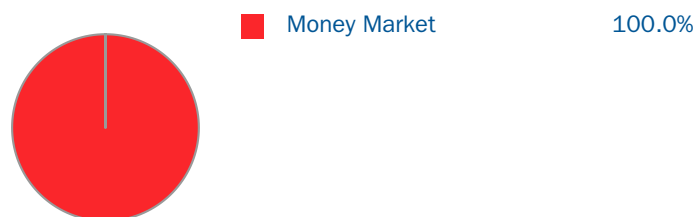
For more information please see the Understanding fund factsheets guide available on our website

Fund holdings

Regional split (as at 31/07/2021)



Asset allocation (as at 31/07/2021)



Top five weightings (as at 31/07/2021)

Certificates of Deposit	41.8%
Time Deposits	28.5%
Commercial Paper	15.8%
Short Term Asset Backed	11.6%
Floating Rate Notes	1.8%

Top holdings (as at 31/08/2021)

AUSTRALIA & NEW ZEALAND BKG GRP FRN 01/04/22 GBP100000	0.8%
CANADIAN IMPERIAL BA	0.8%
CDERSTE GROUP BANK A	0.8%
BUY GOLDMAN SACHS IN	0.6%
FLT 0 BPS OVER ??? 1	0.4%
BUY FLOATING COUPON	0.4%
BUY FLOATING COUPON	0.4%
BUY BANCO SANTANDER	0.4%
BUY LA BANQUE POSTAL	0.3%
BUY UBS AG GROUP - Z	0.3%

Warnings

The portfolio information provided reflects the underlying fund holdings. The actual portfolio structure of this fund may differ very slightly.