

Fund managers

Manager name	David Osfield
Start date	15/08/2016
Manager name	Thomas Fitzgerald
Start date	01/08/2018

Investment Objective and policy

The Fund aims to achieve long term capital growth with a reasonable level of income through a diversified portfolio of international companies. The Amity International Fund seeks to invest in a portfolio of companies which make a positive contribution to society and the environment through sustainable and socially responsible practices.

Quick stats

Launch date	13/09/1999
Sector	IMA Global
Index	FTSE World
Currency	GBP
Price	326.40 (as at 31/05/2022)
Fund size	£231.81m (as at 31/10/2014)
Number of holdings	104
Historic yield*	1.62% (as at 31/10/2014)
Dividends	30 April, 31 August
Min. investment	£200
ISA / PEP	Yes
Sedol code	0844866
ISIN code	GB0008448663
Citi code	FR57
AMC	1.50%
Initial charge	5.00%
Ongoing Charges	1.58%
Ongoing Charges as at	30/06/2014
FE Risk Score	104

Ratings



*Past 12 months' distributions as a % of mid-share price, at date shown, excluding preliminary charge. Investors may be subject to tax on their distributions.

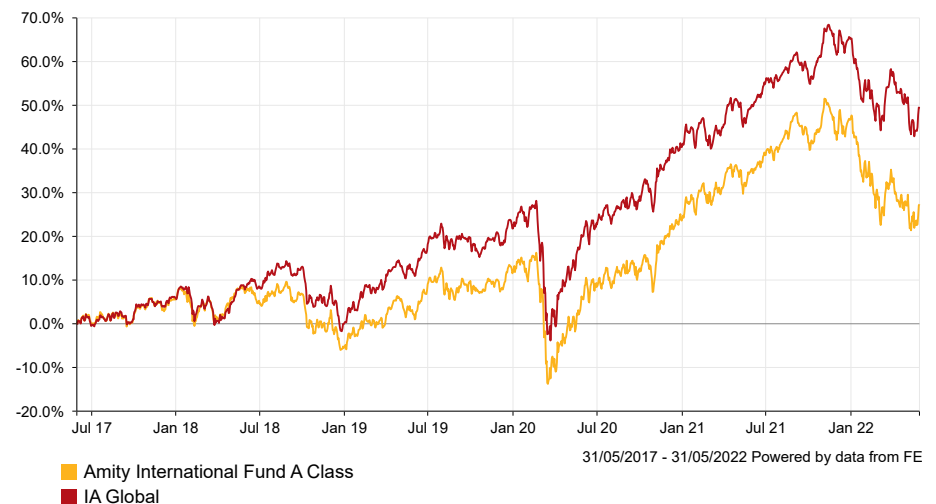
Fund manager commentary - Rob Hepworth

Weak economic data in Europe, a plunging oil price and fears over the spread of Ebola led October to be an extremely volatile month for equity markets. The month began with a sharp decline in German industrial production, sparking fears that the Eurozone is heading into recession. US manufacturing data was also weaker than expected, although unemployment fell further than anticipated to 5.9%, its lowest level for more than six years.

Midway through the month, the IMF cut its forecast for global growth in 2015 to 3.8%. The generally poor economic figures initially triggered a sharp sell-off in equity markets but the declines were halted by the release of the minutes of the Fed's latest meeting, which indicated interest rates may not rise as soon as expected due to concerns over falling inflation and declining global growth. This sparked a market rally in the second half of the month, although it was not enough to drag European equities out of negative territory.

The downgrades to global growth forecasts, alongside the continuing surge in supply and a potential price war between Iran and Saudi Arabia, led the oil price to decline sharply in October and caused the Oil & Gas sector to be the worst performer during the month. Within this context, the Fund's exposure to the Oil Services sector detracted from performance as a number of companies issued profit warnings and revised downwards their outlooks following the steep fall in the oil price.

5 years past performance



Cumulative performance (%)

	1 mth	3 mths	6 mths	1 yr	3 yrs	5 yrs
Fund	3.7	3.9	9.9	11.4	9.7	44.1
Sector	3.2	7.8	15.2	16.7	23.2	62.7
Quartile rank	2	4	4	4	4	4

Discrete performance (%)

	Mar 21 - Mar 22	Mar 20 - Mar 21	Mar 19 - Mar 20	Mar 18 - Mar 19	Mar 17 - Mar 18
Fund	11.4	-3.5	2.1	42.7	-7.9
Sector	16.7	-2.6	8.4	40.6	-6.0
Quartile rank	4	2	3	2	3

Performance data from Financial Express.

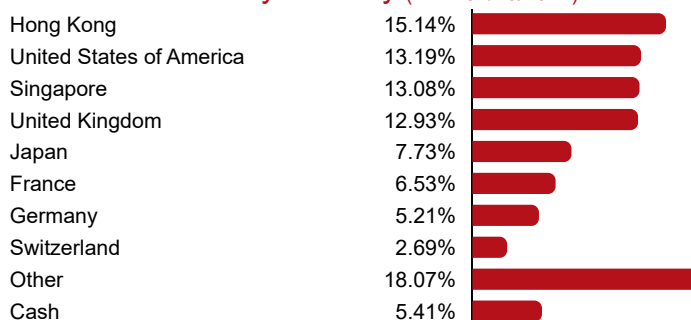
Source: FE, bid to bid with net income re-invested. Past performance should not be seen as a guide to future performance. The value of an investment and the income from it can fall as well as rise as a result of market and currency fluctuations, you may not get back the amount originally invested.

This factsheet should not be interpreted as financial advice. If you are unsure which investment is most suited for you, the advice of a qualified financial adviser should be sought.

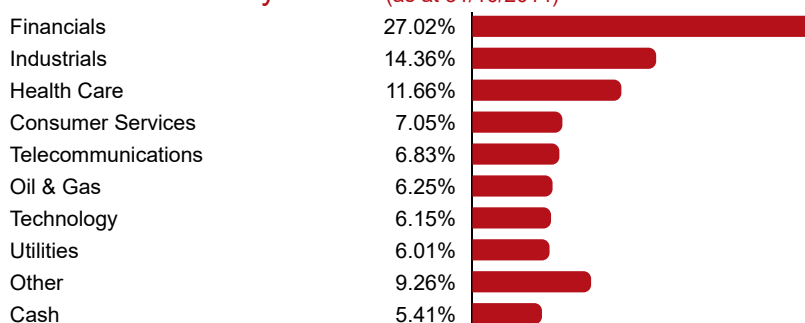
Top ten holdings (as at 31/10/2014)

Name	Weighting
SOUND GLOBAL LTD	2.83%
GLAXOSMITHKLINE	2.55%
EZION HOLDINGS	2.37%
BYD ELECTRONIC (INTL.)	2.25%
INTEL	2.16%
GENERAL ELECTRIC	2.09%
DBS GROUP HOLDINGS	1.70%
MINTH GROUP	1.66%
DAH SING BANKING GP.	1.60%
BOUSTEAD SINGAPORE	1.54%

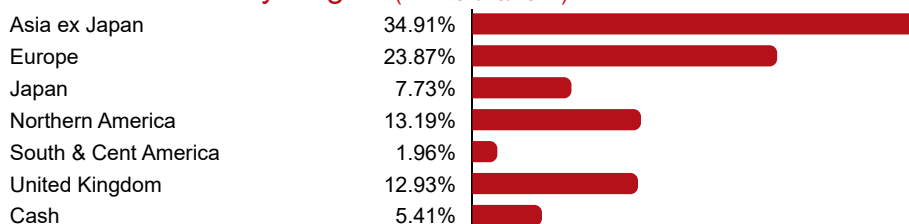
Asset allocation by Country (as at 31/10/2014)



Asset allocation by Sector (as at 31/10/2014)



Asset allocation by Region (as at 31/10/2014)



IFA enquiries: 0845 604 4056
 Customer enquiries:
 0870 870 8056

Ecclesiastical Investment Management
 PO Box 3733
 Swindon
 SN4 4BG

www.ecclesiastical.com/investments

Factsheet produced by Financial Express. The fund charges, minimum investments and all fund performance details shown, refer to A Class (retail) Shares.

Ecclesiastical Investment Management Limited (EIM) Reg. No. 2519319. Registered in England at Beaufort House, Brunswick Road, Gloucester, GL1 1JZ, UK. EIM is authorised and regulated by the Financial Conduct Authority.

