

Fund Manager and Fund Holding

Manager - Aberdeen Investment Solutions Team

Fund - Halifax Fund of Investment Trusts

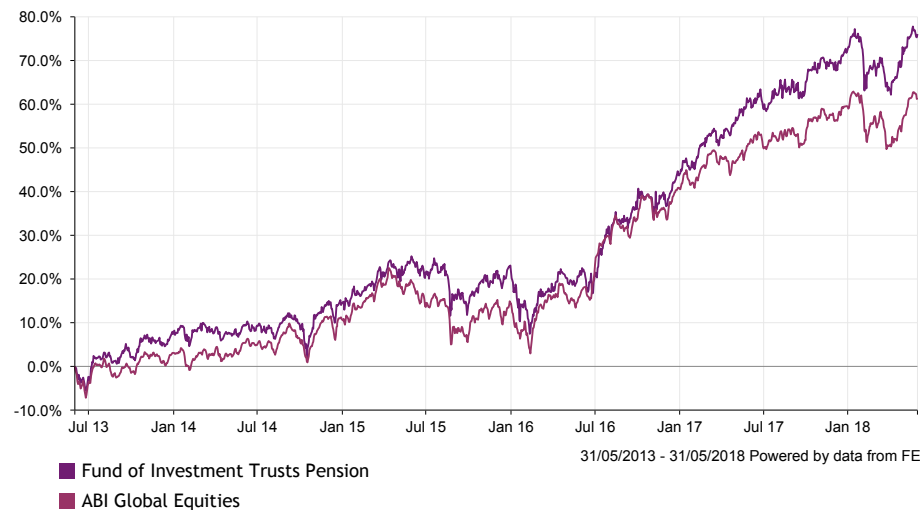
Quick stats

| | |
|-------------------|----------------------------|
| Launch date | 03/12/1984 |
| Sector | ABI Global Equities |
| Currency | GBP |
| Price | 3341.90 (as at 31/05/2018) |
| Fund size | £128.7m (as at 31/05/2018) |
| Citi code | EU20 |
| AMC | 0.75% |
| TER | 0.75% |
| Asset Class Focus | Equity |

Fund of Investment Trusts Pension

The investment objective of this fund is to achieve capital growth in the long term by investing mainly in investment trust companies.

5 years past performance



Cumulative performance (%)

| | 1 mth | 3 mths | 6 mths | 1 yr | 3 yrs | 5 yrs |
|---------------|-------|--------|--------|------|-------|-------|
| Fund | 1.7 | 4.1 | 4.3 | 9.6 | 41.6 | 76.1 |
| Sector | 3.1 | 2.5 | 2.6 | 6.9 | 34.7 | 61.3 |
| Quartile rank | 4 | 2 | 1 | 1 | 1 | 1 |

Discrete performance (%)

| | Mar 17 - Mar 18 | Mar 16 - Mar 17 | Mar 15 - Mar 16 | Mar 14 - Mar 15 | Mar 13 - Mar 14 |
|---------------|-----------------|-----------------|-----------------|-----------------|-----------------|
| Fund | 7.2 | 30.0 | -2.4 | 11.9 | 10.0 |
| Sector | 1.7 | 27.7 | -2.7 | 15.7 | 6.9 |
| Quartile rank | 1 | 2 | 2 | 4 | 1 |

Performance data from Financial Express.

Quartile ranking measures how well the fund has performed relative to its peers. The Society's performance figures are shown after the deduction of annual management charges. 1st being top.

Source: © Performance data from Financial Express Holdings 2014. Basis: Bid-Bid, Net income reinvested. Each fund in the Financial Express database is categorised within sectors. Sector performance represents the performance of the average fund in the sector.

The value of your unit linked investment can go down as well as up and you may not get back the amount you invested.








Fund of Investment Trusts Pension

Factsheet as at 31 May 2018





Top 10 holdings (as at 29/03/2018)

| Name | Weighting |
|--|-----------|
| JPM JP MORGAN JAPANESE IT PLC | 4.92% |
| FINSBURY GROWTH & INCOME TRUST PLC | 4.72% |
| JPMORGAN AMERICAN IT | 4.08% |
| THE NORTH AMERICAN INCOME TRUST PLC ORD 25P | 3.93% |
| BLACKROCK SMALLER COMPANIES IT | 3.66% |
| PERPETUAL INCOME AND GROWTH INVESTMENT TRUST PLC | 3.59% |
| F&C FOREIGN & COLONIAL INVESTMENT TRUST ORD | 3.25% |
| WITAN INVESTMENT TRUST PLC | 2.97% |
| BAILLIE GIFFORD MONKS INVESTMENT TRUST PLC | 2.54% |
| EDINBURGH INVESTMENT TST PLC | 2.50% |





Asset breakdown (as at 29/03/2018)

| | | |
|---------------------------------|--------|---|
| UK Equities | 93.09% |  |
| Global Emerging Market Equities | 2.25% |  |
| Money Market | 2.24% |  |
| International Equities | 1.33% |  |
| North American Equities | 0.50% |  |
| Europe ex UK Equities | 0.49% |  |
| Futures | 0.09% |  |

Sector breakdown (as at 29/03/2018)

| | | |
|--------------|--------|---|
| Financials | 74.31% |  |
| Equities | 23.35% |  |
| Money Market | 2.24% |  |
| Futures | 0.09% |  |

Regional breakdown (as at 29/03/2018)

| | | |
|-------------------------|--------|--|
| UK | 95.30% |  |
| Global Emerging Markets | 2.25% |  |
| Europe ex UK | 1.82% |  |
| North America | 0.62% |  |

0330 159 1530
Equitable Life Assurance Society
Walton Street
AYLESBURY
HP21 7QW
www.equitable.co.uk

Factsheet produced by Financial Express. The Equitable Life Assurance Society is authorised by the Prudential Regulation Authority and regulated by the Financial Conduct Authority and the Prudential Regulation Authority. The Equitable Life Assurance Society is a mutual society registered in England No. 37038. Registered Office: Walton Street, Aylesbury, HP21 7QW, United Kingdom

Equitable Life