

### Fund Manager and Fund Holding

Manager - Aberdeen Quantitative Equities Team

Fund - Aberdeen European Equity Enhanced Index Fund

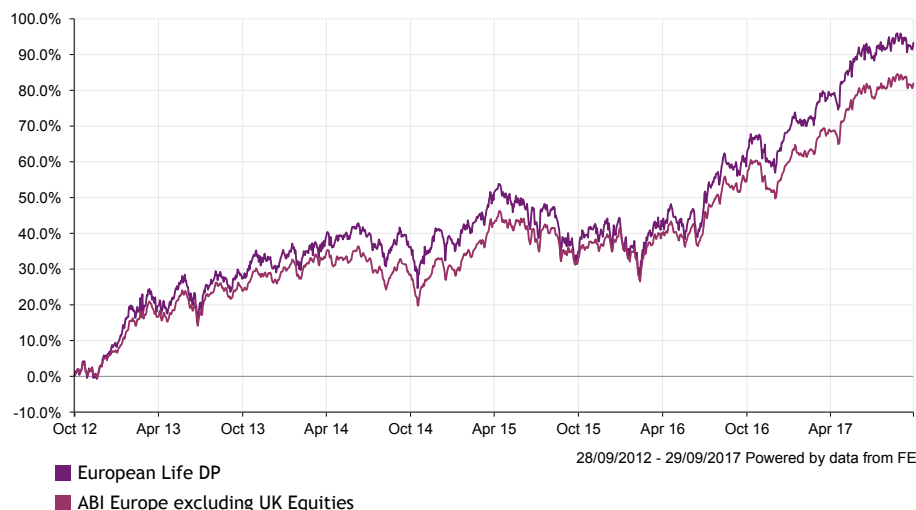
### Quick stats

Launch date	16/06/1987
Sector	ABI Europe excluding UK Equities
Currency	GBP
Price	851.20 (as at 29/09/2017)
Fund size	£8.7m (as at 29/09/2017)
Citi code	EU32
AMC	0.75%
TER	0.75%
Asset Class Focus	Equity

### European Life (DP)

To achieve capital growth in the long term by investing mainly in European companies excluding the UK.

### 5 years past performance



### Cumulative performance (%)

	1 mth	3 mths	6 mths	1 yr	3 yrs	5 yrs
Fund	-0.7	2.4	8.3	21.9	42.2	93.5
Sector	-0.7	2.1	8.0	18.0	42.0	82.1
Quartile rank	2	2	2	1	2	1

### Discrete performance (%)

	Sep 16 - Sep 17	Sep 15 - Sep 16	Sep 14 - Sep 15	Sep 13 - Sep 14	Sep 12 - Sep 13
Fund	21.9	18.0	-1.2	6.9	27.3
Sector	18.0	17.0	2.8	3.3	24.1
Quartile rank	1	2	4	1	2

Performance data from Financial Express.

Quartile ranking measures how well the fund has performed relative to its peers. The Society's performance figures are shown after the deduction of annual management charges. 1st being top.











Source: © Performance data from Financial Express Holdings 2014. Basis: Bid-Bid, Net income reinvested. Each fund in the Financial Express database is categorised within sectors. Sector performance represents the performance of the average fund in the sector.

The value of your unit linked investment can go down as well as up and you may not get back the amount you invested.











## Top 10 holdings (as at 29/09/2017)

Name	Weighting
NESTLE SA	3.40%
NOVARTIS AG	2.80%
SANOFI-AVENTIS EUR2	2.60%
BAYER AG	2.00%
BANCO SANTANDER SA	1.80%
ROCHE HLDG AG	1.80%
TOTAL SA	1.70%
SIEMENS AG	1.60%
ABB LTD	1.50%
ALLIANZ SE	1.50%











## Asset breakdown (as at 29/09/2017)

French Equities	20.41%	
German Equities	18.32%	
Swiss Equities	14.61%	
Swedish Equities	10.10%	
Spanish Equities	7.97%	
Dutch Equities	7.79%	
Money Market	4.05%	
Danish Equities	4.01%	
Italian Equities	3.04%	
Other	9.70%	

## Sector breakdown (as at 29/09/2017)

Financials	19.95%	
Industrials	15.84%	
Health Care	14.77%	
Consumer Discretionary	11.09%	
Consumer Staples	9.57%	
Materials	9.07%	
Information Technology	4.60%	
Energy	4.33%	
Telecommunications	3.48%	
Utilities		
Other	7.28%	

## Regional breakdown (as at 29/09/2017)

France	20.41%	
Germany	19.36%	
Switzerland	18.07%	
Spain	7.97%	
Netherlands	7.79%	
Sweden	7.09%	
Denmark	4.01%	
Eurozone	3.95%	
Italy	3.28%	
Other	8.07%	

Factsheet produced by Financial Express. The Equitable Life Assurance Society is authorised by the Prudential Regulation Authority and regulated by the Financial Conduct Authority and the Prudential Regulation Authority. The Equitable Life Assurance Society is a mutual society registered in England No. 37038. Registered Office: Walton Street, Aylesbury, HP21 7QW, United Kingdom

0330 159 1530

Equitable Life Assurance Society  
Walton Street  
AYLESBURY  
HP21 7QW

[www.equitable.co.uk](http://www.equitable.co.uk)

Equitable Life