

### Fund Manager and Fund Holding

Manager - Aberdeen Quantitative Equities Team

Fund - Aberdeen European Equity Enhanced Index Fund

### Quick stats

Launch date	16/06/1987
Sector	ABI Europe excluding UK Equities
Currency	GBP
Price	1011.20 (as at 31/05/2018)
Fund size	£102.8m (as at 31/05/2018)
Citi code	EU33
AMC	0.75%
TER	0.75%
Asset Class Focus	Equity

### European Pension

To achieve capital growth in the long term by investing mainly in European companies excluding the UK.

### 5 years past performance



### Cumulative performance (%)

	1 mth	3 mths	6 mths	1 yr	3 yrs	5 yrs
Fund	-0.2	1.1	-0.8	1.0	33.1	63.3
Sector	0.2	0.2	-0.9	2.1	30.0	56.5
Quartile rank	3	2	2	3	2	1

### Discrete performance (%)

	Mar 17 - Mar 18	Mar 16 - Mar 17	Mar 15 - Mar 16	Mar 14 - Mar 15	Mar 13 - Mar 14
Fund	4.1	28.9	-4.8	9.5	18.0
Sector	4.7	23.6	-2.9	8.3	17.0
Quartile rank	2	1	3	2	2

Performance data from Financial Express.

Quartile ranking measures how well the fund has performed relative to its peers. The Society's performance figures are shown after the deduction of annual management charges. 1st being top.











Source: © Performance data from Financial Express Holdings 2014. Basis: Bid-Bid, Net income reinvested. Each fund in the Financial Express database is categorised within sectors. Sector performance represents the performance of the average fund in the sector.

The value of your unit linked investment can go down as well as up and you may not get back the amount you invested.











## Top 10 holdings (as at 31/05/2018)

Name	Weighting
NESTLE SA	3.30%
NOVARTIS AG	2.50%
TOTAL SA	2.40%
ROCHE HLDG AG	2.40%
SANOFI-AVENTIS EUR2	2.10%
BASF SE	1.90%
BAYER AG	1.90%
LVMH MOET HENNESSY VUITTON SE	1.70%
KONINKLIJKE PHILIPS ELECTRONIC COM STOCK EUR	1.50%
ALLIANZ SE	1.50%











## Asset breakdown (as at 31/05/2018)

French Equities	22.61%	
German Equities	17.48%	
Swiss Equities	12.07%	
Swedish Equities	9.35%	
Dutch Equities	8.41%	
Spanish Equities	7.67%	
Italian Equities	3.76%	
Danish Equities	3.66%	
Finnish Equities	3.34%	
Other	11.66%	

## Sector breakdown (as at 31/05/2018)

Financials	18.49%	
Industrials	14.17%	
Health Care	13.89%	
Consumer Discretionary	11.39%	
Consumer Staples	10.18%	
Materials	8.90%	
Information Technology	6.31%	
Energy	5.91%	
Telecommunications	3.00%	
Utilities		
Other	7.75%	

## Regional breakdown (as at 31/05/2018)

France	22.61%	
Germany	18.63%	
Switzerland	14.89%	
Netherlands	8.41%	
Spain	7.67%	
Sweden	6.97%	
Italy	3.82%	
Denmark	3.66%	
Finland	3.34%	
Other	10.00%	

Factsheet produced by Financial Express. The Equitable Life Assurance Society is authorised by the Prudential Regulation Authority and regulated by the Financial Conduct Authority and the Prudential Regulation Authority. The Equitable Life Assurance Society is a mutual society registered in England No. 37038. Registered Office: Walton Street, Aylesbury, HP21 7QW, United Kingdom

0330 159 1530

Equitable Life Assurance Society  
Walton Street  
AYLESBURY  
HP21 7QW

[www.equitable.co.uk](http://www.equitable.co.uk)

Equitable Life