

We've written this fund factsheet assuming you have some experience of investing. This means that although we have tried to write as much as possible in plain language, we may have used certain words or phrases that might not be familiar to you, particularly if you are new to investing. Its purpose is to help you understand how the fund is invested and performing. You should not use it on its own for making investment decisions. It is not an offer to buy or sell any investments or shares. If there's something you don't understand, please contact your adviser. If you don't have an adviser, please call us, we can help you find one near you.



Zurich 7IM Adventurous Accumulation AP

October 2019

Zurich fund information

(as at 30/09/2019)

| | |
|---|------------------------|
| Launch date | 23/07/2010 |
| Buy price / sell price | 949.30p / 901.90p |
| Fund size (£m) | 0.5 (as at 30/09/2019) |
| ABI Sector | Flexible Investment |
| Fund Charges* | 1.91% |
| SEDOL | B59NQH3 |
| SEDOL codes © London Stock Exchange, reproduced under license | |
| Mex ID | ADAAAX |
| ISIN code | GB00B59NQH34 |
| Crown rating | |

The Zurich fund invests in 7IM Adventurous

Information for 7IM Adventurous

(as at 30/09/2019)

| | |
|---|------------------------------|
| Launch date | 12/12/2003 |
| Fund size (£m) | 161.6 (as at 30/09/2019) |
| SEDOL | 3395747 |
| SEDOL codes © London Stock Exchange, reproduced under license | |
| Fund management company | 7IM Investment Funds company |
| Fund manager | 7IM - Investment Team |
| Fund manager's Square Mile Rating | - |
| Crown rating | |

Top holdings

(as at 30/09/2019)**

| | |
|---------------------------------------|--------|
| S&P500 EMINI FUT DEC 19 | 14.70% |
| MAJEDIE UK FOCUS | 7.30% |
| USONIAN JAPAN VALUE | 5.60% |
| BARINGS EM DEBT BLENDED TOTAL RETURN | 5.20% |
| MAGNA NEW FRONTIERS | 4.60% |
| POLAR CAPITAL UK VALUE OPPORTUNITIES | 4.50% |
| XAV HEALTH CARE SEP 20 | 4.40% |
| RWC GLOBAL EMERGING MARKETS | 4.10% |
| LF MITON EUROPEAN OPPORTUNITIES A ACC | 3.60% |
| ARTEMIS UK SELECT | 3.00% |

Fund objective

The fund aims to provide capital growth. There is a risk of wide fluctuations in capital values. The fund invests mostly in a range of collective investment vehicles and securities managed by selected fund managers. Assets with scope for capital growth in real terms are likely to represent a major part of the portfolio. The fund may use different asset classes, with the composition mainly in equities. The fund may also invest in money market instruments, deposits and warrants.

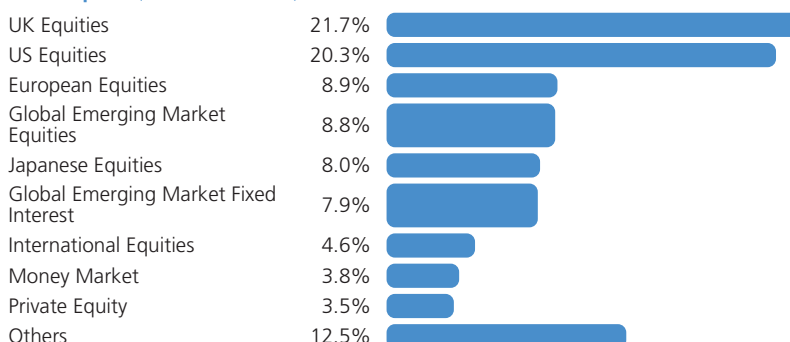
Fund availability

This fund is closing on 28 October 2019

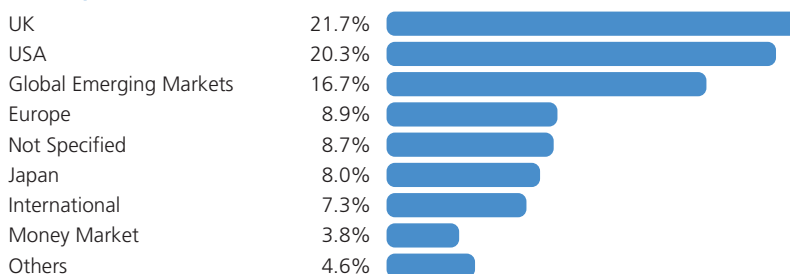
Fund features

This fund invests in assets which have the potential to produce superior longer term returns. Over some periods of time there can be significant falls, as well as rises, in the value of your investment.

Asset split 1 (as at 30/09/2019)**



Asset split 2 (as at 30/09/2019)**



* This figure includes the charges and expenses that are deducted from the fund and are reflected in the unit price. Other charges which reduce the number of units you hold may apply. For further information please refer to your product Terms and Conditions.

** Zurich sources its funds data from Financial Express. The date shown reflects the last available regional, sector and asset breakdown data provided by the fund's administrator to Financial Express. The timeliness of this data is affected by the speed and regularity of their publication by the fund administrator.

Zurich 7IM Adventurous Accumulation AP October 2019

Things you need to know

We've based this information on our current understanding of law and practice. We make every effort to ensure that this information is helpful, accurate and correct but it may change or may not apply to your personal circumstances. Before taking any action you should always check with an appropriate adviser, as we cannot accept responsibility for any action taken on the basis of this information alone.

All funds carry some risk and you should consider these risks before making an investment decision. The value of investments and any income from them is not guaranteed and can fall as well as rise and will be reduced in real terms by the effects of inflation. The main factors which may increase the risk of this fund include:

- the amount held in overseas assets,
- any concentration in specific areas or sectors,
- the amount invested in property or property shares,
- the use of derivatives and other instruments with the aim of generating outperformance.

Other charges which reduce the number of units you hold may apply. For further information please refer to your product Terms and Conditions.

For a more detailed explanation and other useful information about investments, please refer to our guide - "Making investments clearer - a guide for you", which can be found at www.zurich.co.uk.

Cumulative fund performance (as at 30/09/2019)

| | 6 mths | 1 year | 3 years | 5 years | 10 years |
|----------|--------|--------|---------|---------|----------|
| % growth | 4.06% | -0.81% | 14.57% | 31.41% | - |

Discrete fund performance (as at 30/09/2019)

| | 30/09/2014 - 30/09/2015 | 30/09/2015 - 30/09/2016 | 30/09/2016 - 30/09/2017 | 30/09/2017 - 30/09/2018 | 30/09/2018 - 30/09/2019 |
|----------|-------------------------|-------------------------|-------------------------|-------------------------|-------------------------|
| % growth | -1.33% | 16.24% | 10.59% | 4.45% | -0.81% |

Annualised fund performance (as at 30/09/2019)

| | |
|---------|-------|
| 3 year | 4.64% |
| 5 year | 5.62% |
| 10 year | - |

3 year statistical fund data (as at 30/09/2019)

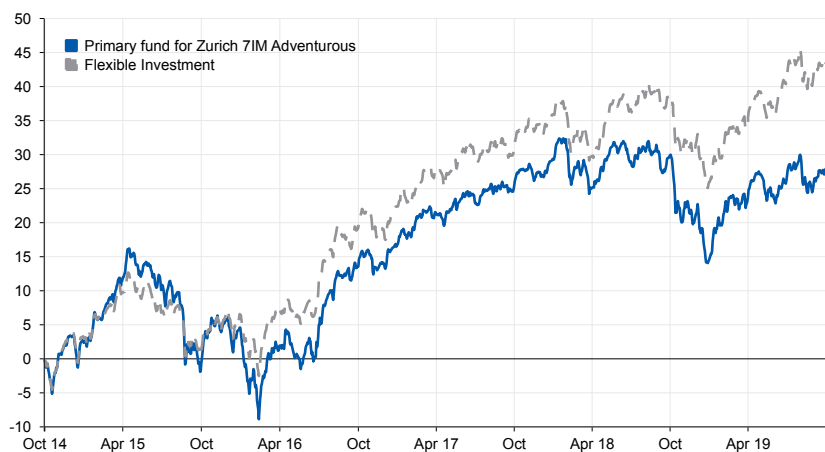
| | |
|----------------------|---------|
| Monthly volatility | 2.45% |
| Best 3 month return | 7.76% |
| Worst 3 month return | -11.55% |

Discrete performance of ABI primary fund* (as at 30/09/2019)

| | 30/09/2014 - 30/09/2015 | 30/09/2015 - 30/09/2016 | 30/09/2016 - 30/09/2017 | 30/09/2017 - 30/09/2018 | 30/09/2018 - 30/09/2019 |
|----------------|-------------------------|-------------------------|-------------------------|-------------------------|-------------------------|
| % growth | -1.84% | 15.64% | 10.03% | 3.89% | -1.46% |
| Sector Average | 0.42% | 18.55% | 9.54% | 6.31% | 3.42% |
| Quartile | 3 | 4 | 3 | 4 | 4 |
| Rank | 179/254 | 212/264 | 169/275 | 228/278 | 252/281 |

* This data shows the performance of the primary unit series for the fund. The primary unit series is the series of the fund that applies to most customers.

Performance of ABI primary fund (over 5 years to 30/09/2019)



30/09/2014 - 30/09/2019 Powered by data from FE

Source: Financial Express as at 30/09/2019. You shouldn't use past performance as a suggestion of future performance. It shouldn't be the main or sole reason for making an investment decision. The value of investments and any income from them can fall as well as rise and will be reduced in real terms by the effects of inflation. You may not get back the amount you invested. HM Revenue and Customs (HMRC) practice and law are complex. Tax concessions are not guaranteed, their value will depend on individual circumstances and may change in the future.

Fund performance data is based on a selling price basis and doesn't take into account fees and expenses which are specific to individual plans. Details are available on request.

0370 241 6950

www.zurich.co.uk/life

Zurich Assurance Ltd. Registered in England and Wales under company number 02456671. Registered office: The Grange, Bishops Cleeve, Cheltenham, GL52 8XX.

We may record or monitor calls to improve our service.

